

# Public Document Pack



## EXECUTIVE DECISION DAY NOTICE

Executive Lead Member for Children's Services Decision Day

**Date and Time** Monday 28th February 2022 at 2.00pm

**Place** Remote Decision Day

**Enquiries to** members.services@hants.gov.uk

Carolyn Williamson FCPFA  
Chief Executive  
The Castle, Winchester SO23 8UJ

## FILMING AND BROADCAST NOTIFICATION

This decision day is being held remotely and will be recorded and broadcast live via the County Council's website.

## AGENDA

### DEPUTATIONS

To receive any deputations notified under Standing Order 12.

### NON KEY DECISIONS (NON-EXEMPT/NON-CONFIDENTIAL)

**1. SCHOOL TERM AND HOLIDAY DATES FOR 2023-24** (Pages 3 - 10)

To consider a report of the Director of Children's Services regarding the school term and holiday dates for 2023-24.

**2. DETERMINATION OF 2023-24 ADMISSION ARRANGEMENTS** (Pages 11 - 120)

To consider a report of the Director of Children's Services regarding the determination of the 2023-24 admission arrangements.

**3. ENLARGEMENT OF MARK WAY SCHOOL** (Pages 121 - 126)

To consider a report of the Director of Children's Services regarding the enlargement of Mark Way School.

### NON KEY DECISIONS (EXEMPT/CONFIDENTIAL)

Not Applicable.

**KEY DECISIONS (NON-EXEMPT/NON-CONFIDENTIAL)**

**4. THE MARK WAY SCHOOL – PROJECT PROPOSALS** (Pages 127 - 144)

To consider a report of the Director of Culture, Communities and Business Services regarding project proposals for The Mark Way School.

**KEY DECISIONS (EXEMPT/CONFIDENTIAL)**

Not Applicable.

**ABOUT THIS AGENDA:**

**On request, this agenda can be provided in alternative versions (such as large print, Braille or audio) and in alternative languages.**

**ABOUT THIS MEETING:**

**The press and public are welcome to observe the public sessions of the decision day via the webcast.**

## HAMPSHIRE COUNTY COUNCIL

### Decision Report

<b>Decision Maker</b>	Executive Lead Member for Children's Services
<b>Date:</b>	28 February 2022
<b>Title:</b>	School term and holiday dates for 2023/24
<b>Report From:</b>	Director of Children's Services

**Contact name:** Martin Goff (Head of Information, Transport and Admissions)

**Tel:** 01962 846461

**Email:** martin.goff@hants.gov.uk

### Purpose of this Report

1. The purpose of this report is to inform the Executive Lead Member for Children's Services on the need to decide the pattern of school term and holiday dates for school year 2023/24 and to note the outcomes of the consultation process that has been followed.

### Recommendation

2. It is recommended that the Executive Lead Member for Children's Services approves the school term and holiday dates that are supported by representative members of Hampshire County Council's (HCC) Conditions of Service Working Party (CoSWoP) and are set out in Appendix 2 of the report, for the school year 2023/24.

### Executive Summary

3. This report informs the Executive Lead Member for Children's Services on the need to decide the pattern of school term and holiday dates for school year 2023/24 and recommends the term and holiday dates that have been subject to the consultation process.

### Contextual information

4. It is the responsibility of a local authority to schedule a school year which provides the statutory 190 pupil days and 195 teacher days in voluntary controlled and community schools. The structure for delivering this entitlement has been the subject of national and local debate for many years.

5. The Local Government Association (LGA) National Standing Committee on the School Year has, in the past, been active in seeking to establish a National School Year but this process has now ended.
6. Hampshire teachers' professional associations, represented by the Conditions of Service Working Party (CoSWoP), have worked closely with officers of the local authority over several years in order to secure an agreed approach to setting dates for the county's schools.
7. Children benefit from good attendance in school; in particular it supports educational achievement and lays the foundation for a positive contribution to society and economic well-being. Properly structured periods of learning and rest help children to remain healthy, enjoy their school time and achieve more. The publication of dates well in advance enables families to plan holidays and arrange childcare so that school attendance need not be compromised.

## **Finance**

8. There are no financial implications.

## **Consultation and Equalities**

9. Schools were invited to comment on their preferred pattern of dates via a Schools' Communication dated 16 November 2021, comments being required by 15 January 2022. The comments are provided below in Appendix 1. Comments were provided by eight schools. These were considered, but on balance the proposed term dates were not adjusted as it was considered they provided the best balance overall.

## **Climate Change Impact Assessment**

10. The decision for this report is to confirm the calendar that will apply to the School Year 2023/24. It applies the usual restrictions of 195 days for teacher attendance and 190 days of pupil attendance. It does not have any climate change considerations.

## **Conclusions**

11. The proposed pattern, in Appendix 2, is recommended to the Executive Lead Member for Children's Services as accepted by the schools and best meeting the requirements that are applied to designing the school year for 2023/24



**REQUIRED CORPORATE AND LEGAL INFORMATION:**

**Links to the Strategic Plan**

<b>Hampshire maintains strong and sustainable economic growth and prosperity:</b>	Yes
<b>People in Hampshire live safe, healthy and independent lives:</b>	Yes
<b>People in Hampshire enjoy a rich and diverse environment:</b>	No
<b>People in Hampshire enjoy being part of strong, inclusive communities:</b>	Yes

**Other Significant Links**

<b>Section 100 D - Local Government Act 1972 - background documents</b>	
<b>The following documents discuss facts or matters on which this report, or an important part of it, is based and have been relied upon to a material extent in the preparation of this report. (NB: the list excludes published works and any documents which disclose exempt or confidential information as defined in the Act.)</b>	
<u>Document</u>	<u>Location</u>
None	

## **EQUALITIES IMPACT ASSESSMENT:**

### **1. Equality Duty**

The County Council has a duty under Section 149 of the Equality Act 2010 ('the Act') to have due regard in the exercise of its functions to the need to:

- Eliminate discrimination, harassment and victimisation and any other conduct prohibited by or under the Act with regard to the protected characteristics as set out in section 4 of the Act (age, disability, gender reassignment, marriage and civil partnership, pregnancy and maternity, race, religion or belief, sex and sexual orientation);
- Advance equality of opportunity between persons who share a relevant protected characteristic within section 149(7) of the Act (age, disability, gender reassignment, pregnancy and maternity, race, religion or belief, sex and sexual orientation) and those who do not share it;
- Foster good relations between persons who share a relevant protected characteristic within section 149(7) of the Act (see above) and persons who do not share it.

Due regard in this context involves having due regard in particular to:

- The need to remove or minimise disadvantages suffered by persons sharing a relevant protected characteristic that are connected to that characteristic;
- Take steps to meet the needs of persons sharing a relevant protected characteristic that are different from the needs of persons who do not share it;
- Encourage persons sharing a relevant protected characteristic to participate in public life or in any other activity in which participation by such persons is disproportionately low.

### **2. Equalities Impact Assessment:**

The school year will apply to all voluntary controlled and community schools. It will form the basis for the school year in Hampshire academies, foundation and voluntary aided schools (which are able to set their own school year). It is also utilised by sixth form providers. The setting of the school year has a neutral impact for all the protected characteristic groups and other policy consideration groups.

Appendix 1:

School A:

My comments are that the Easter break should commence from 22nd of March , come back on 8th of April. Silly to do a 4 day week when Good Friday occurs. Lose the whole week and come back a week earlier.

School B:

Just to confirm we agree with the plan as per school communication SC019361

School C:

I am responding to (SC019361) School Term and Holidays pattern 2023/24. After consultation with my SLT team, we would prefer that term started on 4<sup>th</sup> Sept and the working day of the 1<sup>st</sup> Sept 2023 be moved to 24<sup>th</sup> July 2024 and added to the Summer term. This gives a better introduction to the beginning of the school year for teachers.

School D:

The Governing Body of XXXXXXXX have the following views and suggestions on the proposed calendar:

- The 1st September start date as one individual day is not supportive of school attendance or operationally helpful.
- 
- The school year ending 24th July with only two days this week is also not going to encourage attendance. Our suggestion would be to lengthen this week and have children start the school year later in September 2024 instead.
- The school year has been moving earlier and earlier each year in September and this is not welcome. It would be more beneficial to start from 4th September onwards, as is usual, and for the summer term to be a few days longer. This would also encourage attendance through fuller start or finishing weeks. This would also improve staff wellbeing impacted by these dates.
- The Christmas holiday end date is less than ideal for families. A suggestion would be to start the school year on 4th September, with Christmas being moved back and the returning January date being at least one day later.

School E:

Having reviewed the school comms about the suggested dates for the 2023-24 terms we would like to suggest that possibly it would be better to start the spring term on Weds 3rd January and then finish the summer term on Weds 24th July.

School F:

I have asked my staff for their opinions and the issue raised was that the 2 Jan is very early to come back after Christmas break. I can see that it has been taken as two full weeks which means the staff benefit from three weekends,

however - and this is probably better than having the Aut term finish later and end up with only two weekends actually in the holidays.

It would also be better if possible to not break up for the summer on a Tuesday. Lots of families potentially would see those last two days as 'not mattering' and booking to go away and miss them, possibly. I do not know that there is an easy solution though.

School G:

I have consulted my staff who would like me to send in a couple of changes to consider.

Break up 19/12/23 and come back to school on 4/1/24

or

Break up 19/12/23 and break up 19/7/24

or

Start back 4/9/23 but break up 24/7/24

Thank you for considering these options

School H:

I know this isn't just related to 2023/24, but it seemed an opportunity to have our say.

Having discussed this with my team, we are in agreement that returning to school on a Friday (or Thursday) in September is always highly impractical. It makes no sense.

Almost all schools want to hold an INSET day, for safeguarding, at the beginning of term. We would also hope not to have the children in for 5 days in the first week, as there is always a period of adjustment for the children and five days exhausts them.

At [REDACTED], would prefer to finish later in the summer and start back either on a Mon, Tues or Wed in any new school year for the well-being of the children and staff.

Appendix 2:

SEPTEMBER 2023					
M	28	4	11	18	25
T	29	5	12	19	26
W	30	6	13	20	27
T	31	7	14	21	28
F	1	8	15	22	29
S	2	9	16	23	30
S	3	10	17	24	

OCTOBER 2023					
M		2	9	16	23 30
T		3	10	17	24 31
W		4	11	18	25
T		5	12	19	26
F		6	13	20	27
S		7	14	21	28
S	1	8	15	22	29

NOVEMBER 2023				
M		6	13	20 27
T		7	14	21 28
W	1	8	15	22 29
T	2	9	16	23 30
F	3	10	17	24
S	4	11	18	25
S	5	12	19	26

DECEMBER 2023					
M		4	11	18 25	
T		5	12	19 26	
W		6	13	20 27	
T		7	14	21 28	
F	1	8	15	22 29	
S	2	9	16	23 30	
S	3	10	17	24 31	

JANUARY 2024					
M	1	8	15	22 29	
T	2	9	16	23 30	
W	3	10	17	24 31	
T	4	11	18	25	
F	5	12	19	26	
S	6	13	20	27	
S	7	14	21	28	

FEBRUARY 2024				
M		5	12 19 26	
T		6	13 20 27	
W		7	14 21 28	
T	1	8	15 22 29	
F	2	9	16 23	
S	3	10	17 24	
S	4	11	18 25	

MARCH 2024					
M		4	11	18 25	
T		5	12	19 26	
W		6	13	20 27	
T		7	14	21 28	
F	1	8	15	22 29	
S	2	9	16	23 30	
S	3	10	17	24 31	

APRIL 2024					
M	1	8	15	22 29	
T	2	9	16	23 30	
W	3	10	17	24	
T	4	11	18	25	
F	5	12	19	26	
S	6	13	20	27	
S	7	14	21	28	

MAY 2024				
M		6	13 20 27	
T		7	14 21 28	
W	1	8	15 22 29	
T	2	9	16 23 30	
F	3	10	17 24 31	
S	4	11	18 25	
S	5	12	19 26	

JUNE 2024					
M		3	10	17 24	
T		4	11	18 25	
W		5	12	19 26	
T		6	13	20 27	
F		7	14	21 28	
S	1	8	15	22 29	
S	2	9	16	23 30	

JULY 2024					
M	1	8	15	22 29	
T	2	9	16	23 30	
W	3	10	17	24 31	
T	4	11	18	25	
F	5	12	19	26	
S	6	13	20	27	
S	7	14	21	28	

AUGUST 2024				
M		5	12 19 26	
T		6	13 20 27	
W		7	14 21 28	
T	1	8	15 22 29	
F	2	9	16 23 30	
S	3	10	17 24 31	
S	4	11	18 25	

**Bank and Public Holidays 2023/24**

Christmas Day	25 December 2023	Easter Monday	1 April 2024
Boxing Day	26 December 2023	May Day Holiday	6 May 2024
New Year's Day	1 January 2024	Spring Bank Holiday	27 May 2024
Good Friday	29 March 2024	Summer Bank Holiday	26 August 2024

\* First day after break



School Holidays



Bank Holidays and National Holidays

# Last day before break

**Autumn Term 2023** starts on Friday 1<sup>st</sup> September 2023 and ends on Friday 15 December 2023

(Half term from Monday 23 October to Friday 27 October 2023)

**Spring Term 2024** starts on Tuesday 2 January 2024 and ends on Thursday 28 March 2024

(Half term from Monday 12 February to Friday 16 February 2024)

**Summer Term 2024** starts on Monday 15 April 2024 and ends on Tuesday 23 July 2024

(Half term from Monday 27 May to Friday 31 May 2024)

Term	Start date	End Date
Autumn 2023	1 September 2023	15 December 2023
	Half term 23 October - 27 October 2023	
Spring 2024	2 January 2024	28 March 2024
	Half term 12 February - 16 February 2024	
Summer 2024	15 April 2024	23 July 2024
	Half term 27 May – 31 May 2024	

Please note that the dates as published are correct.

It has now been agreed and confirmed that 1 September 2023 is the start date for the Autumn Term 2023/24.

Please also note that the first day of the Autumn Term in September 2024 will not be determined until the 2024/25 timetable has been consulted upon and approved in 2023.

## HAMPSHIRE COUNTY COUNCIL

### Decision Report/Report

<b>Decision Maker:</b>	Executive Lead Member for Children's Services
<b>Date:</b>	28 February 2022
<b>Title:</b>	Determination of 2023/24 Admission Arrangements
<b>Report From:</b>	Director of Children's Services

**Contact name:** Martin Goff

**Tel:** 0370 779 8176

**Email:** Martin.goff@hants.gov.uk

### Purpose of this Report

1. The purpose of this paper is to inform the Executive Lead Member on the consultation carried out regarding the admission arrangements for the main admissions round for entry to school in September 2023, following advice from Hampshire's Admission Forum, schools, and other interested parties.

### Recommendation(s)

2. That the Executive Lead Member for Children's Services approve the proposed admission arrangements for the admission rounds for applying for school places in the academic year 2023/24. The admission arrangements have gone through the approved consultation process and have been recommended by Hampshire's Admission Forum and are documented in:
  - the admission policies for community and voluntary controlled (VC) schools set out in Annexes A, B, C, D and E, as well as the school specific criteria listed in Annexe F;
  - the 2023 published admission numbers (PANs) for community and VC schools set out in Annexes G and H;
  - the review of Sarisbury Infant School and Sarisbury CE Junior School catchments, set out in Annexe (I)
  - the review of Sarisbury Infant School, Sarisbury CE Junior School, Whiteley Primary School, Botley CE Primary School, The Henry Cort Community College and Brookfield Community School catchments, set out in Annexe (J)

- the review of Botley CE Primary School, Fair Oak Infant School, Fair Oak Junior School, Berrywood Primary School and St James CE Primary School catchments, set out in Annexe (K)
- the admission policy for Nursery Units attached to maintained schools set out in Annexe L.

## **Executive Summary**

3. This report sets out the legislative background to the project, looks at the key issues behind the proposed changes and presents the detail of the proposed admission arrangements.

## **Contextual Information**

4. A new School Admissions Code (SAC) came into force this academic year on 1 September 2021. The School Admissions Appeal Code came into force on 1 February 2012. The infant/primary, junior, secondary, and all-through admissions policies for community and voluntary controlled schools now reflect the mandatory provisions of paragraph 1.7 of the SAC with the definition of previously looked after children being extended to include children adopted from state care outside of England. This change did not require consultation.
5. The County Council is the admission authority for all community and voluntary controlled schools within Hampshire and is therefore responsible for determining the admission arrangements for these schools. Hampshire provides a co-ordinated and centralised main round process. For in-year admissions, schools and the authority support parents in making an application. Regulations require all admission authorities (i.e. the local authority for community and voluntary controlled schools and the governing body or Academy Trust for own admission authority schools: voluntary aided, foundation and trust schools and Academies, referred to in this report as OAA schools) to determine their school admission arrangements for 2023/24 by 28 February 2022 and to have notified other admission authorities and published the admission arrangements on their website by 15 March 2022.
6. The term ‘admission arrangements’ means the overall procedure, practices and oversubscription criteria used in deciding on the allocation of school places including any device or means used to determine whether a school place is to be offered (normally a supplementary information form is used by OAA schools where priority for admission cannot be determined from the information on the LA’s form). In the case of the LA, this includes a county admission policy with which community and voluntary controlled schools’ policies must comply. A list of school specific criteria also forms part of the admission arrangements. In Hampshire there is a separate policy for entry at



Year R, Year 3, and Year 7 and for nurseries. One community secondary school has an appropriate policy for admission to their sixth form. Separate policies for junior schools which are in a federation with their linked infant school and for all-through schools (with the age range 4-16) have also been established. The admission arrangements also include the published admission number (PAN) for each community and voluntary controlled school.

7. Admissions authorities must consult by 31 January in the determination year on their admission arrangements, unless there are no changes proposed. Consultation with schools, neighbouring local authorities and parents on the County's 2023 admission policies and PANs has been carried out in two phases:
  - **6 September – 17 September 2021:** consultations with schools on PANs and school specific criteria.
  - **15 November – 31 December 2021:** statutory consultation with schools, other local authorities, and parents on the intended arrangements, including any revised PANs. Consultation documents included any revisions advised by Forum and recommended by senior management in response to the informal consultation with schools.
8. Throughout the consultation for 2023/24 admissions, special attention has been paid to the consultations on PANs to find a proper balance between the effective management of school places and the successful expression of parental preference. The consultation in September 2021 gathered information on individual schools' requests to change their PAN and schools were asked whether they would like to request an amendment, removal, or additional school specific criterion for their policy. All proposed changes were shown in the consultation documents, with proposed reductions highlighted since any reduction to a PAN requires wider consultation. For all proposed PAN changes the authority carries out the required statutory consultation.
9. The Admission Forum, which ceased to be a statutory body in February 2012, has been maintained by the LA because of the vital scrutiny role that it provides. The Hampshire Admission Forum is made up of advocates for children, schools, and families from a variety of settings including county councillors, Headteachers representing the range of schools in the County, representatives of the Church of England and Roman Catholic dioceses, the armed forces, special educational needs, ethnic minorities, early years providers and school governors. The Forum is advised by LA officers and meets three times a year to consider issues relating to school admissions. The statutory consultation process for the 2023/24 arrangements was considered at the October and January meetings of the Hampshire Admission Forum.

## Performance

10. The annual review of Admission numbers and subsequent proposal of a reduction to a lower number for the identified schools, will better support those schools in managing their budget pressures and in making efficient use of resources.

## Consultation and Equalities

11. There have been three responses to the County Council's proposed PANs for 2023/24. One response was from a member of public raising concern about the impact of PAN reductions on the wider availability of school places. Another response was from a member of public relating to the proposal to reduce the PAN from 100 to 90 at Heatherside Infant School. They raised concern about the impact of the reduction on local children being able to access their local school, in particular siblings of children already on roll at the school, when considered alongside a proposed PAN reduction at another Fleet infant school. A last response was supportive of the PAN reduction at Heatherside Infant School. In all three cases, it is the LA's view that the proposed PAN reductions and the proposed PAN reduction at Heatherside Infant School, do not compromise the LA's duty to provide school places for local residents. All comments are included as Annexe (M (a)).
12. There have been three responses to the County Council's proposed admission policy over-subscription criteria. One response was from a member of public concerned about the admission arrangements relating to the Gosport peninsular, and the impact of the distance tiebreaker on the availability of some schools for children, depending on the school's proximity to the catchment in which they reside. Another response was from a school requesting a change in their admission arrangements, so that all children attending the linked infant school would be automatically accepted into the school. A last response asked if it was possible to grant armed forces families special consideration to have their applications considered on time if they moved into an area after the deadline. In these cases, it is the LA's view that the admission arrangements for the Gosport peninsular, do not compromise the LA's duty to provide school places for local residents. Whilst the suggested change in the school's admission arrangements would not be allowed under the School Admissions Code, the school can request a school specific criterion giving children attending the linked school a higher priority as part of their admission arrangements, but this would need to be included as part of the following years consultation process. In the case of the armed forces response, these applications are treated as on time up to the freeze dates for moving house. Legislation does allow an application to be treated as on-time where exceptional circumstances apply, which would include considering late service personnel applications as on time, but these are considered on a case-by-case basis. All comments are included as Annexe (M (b)).

13. For the catchment area reviews detailed at Annexes (I), (J) and (K), each schools' governing body has been consulted and affected families written to ahead of the statutory consultation on the proposed arrangements. This exercise and the public consultation on the catchment area reviews received eighteen responses, and these are included at Annexe (M (c)). This includes responses about the proposed catchment area changes because of the Greenaway Lane development in the Western Wards, the North Whiteley development in Whiteley and the Boorley Gardens, Woodhouse Lane, and One Horton Heath developments in the Eastleigh Southern Parishes.

### **Greenaway Lane development, Western Wards**

14. There were six responses received in the case of annexe (I) which is the proposed catchment change resulting from the Greenaway Lane development. Two responses did not support the proposal. Three responses supported the proposal. One response made general comments. The two responses that did not support the proposal, raised concern about the potential negative impact on numbers at Sarisbury Infant and Sarisbury CE Junior School, and their sustainability in the future. The three responses that supported the proposal did so based on the geography of the change and the impact on Hook-with-Warsash CE Primary Academy's future pupil numbers. The general comment related to the mapping used to illustrate the change.
15. This proposed change to the schools' catchment areas arises from the planned new housing sites in the Greenaway Lane area. The proposal is that children living in the new housing and in a small number of existing houses, will not have catchment priority at the Sarisbury schools from September 2023, instead having catchment priority at Hook-with-Warsash. A significant proportion of the Greenaway Lane new dwellings are being built within the catchment area of Hook-with-Warsash. Current analysis shows the Sarisbury schools to be nearly full of catchment area children. Forecast data suggests the number of 4 years olds within the catchment area for the Sarisbury schools may exceed the PAN for the school. If further numbers of children are added into the Sarisbury schools' catchment areas, then the schools may not be able to meet catchment demand whereas it is forecast that Hook-with-Warsash can accommodate the children forecast to move into the Greenaway Lane new houses. Transitional arrangements to 2026 are proposed to support the admission of siblings in families whose catchment will change because of the proposed catchment change. Hook-with-Warsash CE Primary Academy have run their own consultation as an OAA to redraw the catchment boundaries.

## North Whiteley development, Whiteley

16. There were nine responses received in response to the proposed catchment change resulting from the North Whiteley development. Five responses did not support the proposal. Two responses supported the proposal. Two responses made more general comments. For the five responses that did not support the proposal, there was a concern raised relating to the possible impact on existing transport arrangements to Swanmore College, two objections to the proposal to include the whole of Whiteley in the catchment area of Henry Cort Community College, primarily around the distance, and two objections about losing the current transition from linked junior / primary schools to secondary school. The two supportive comments related to numbers on roll at Henry Cort School and the clarity over primary phase schooling in the area. The general comments related to the difference in catchment area proposed by Cornerstone CE (Aided) Primary School as an OAA school.
17. This proposed change to the schools' catchment areas arises from the new homes being built on the major North Whiteley development. There are two parts to the proposal, one affecting secondary schools and their catchment areas phase and the other primary phase schools' catchments.
- The secondary phase proposal is that the whole of the existing Whiteley development and the new North Whiteley development would all be part of one school's catchment area. It is proposed that Henry Cort Community College would give catchment priority to these children. Whilst Wildern Academy Trust will need to run their own consultation to no longer include portions of the development currently in their catchment area, this would mean that the new development would be taken out of the Brookfield Community School catchment area.
  - The primary phase proposal is that the catchment boundary would be redrawn, so that Whiteley Primary School provides catchment priority to children living in the original Whiteley housing. Cornerstone CE Aided Primary School is proposed to provide catchment priority for children in houses in the newer North Whiteley development. This would mean that the new development would be taken out of the Sarisbury Infant and Sarisbury CE Junior Schools and Botley CE Primary School catchment areas.
18. For secondary phase children, if Henry Cort Community College becomes the catchment secondary school for the extended Whiteley development, children attending the school will have transport eligibility for LA funded transport. Henry Cort Community College has capacity to expand from its current PAN of 180 and accommodate the children on the extended Whiteley developments. Transitional arrangements to 2026 are proposed to support

the admission of siblings in families whose catchment will change because of the proposed catchment change. Wildern Academy Trust, as the academy trust for Deer Park School and Wildern School would have to run their own consultation as an OAA to redraw the catchment boundaries, and were they not to agree, this would lead to a shared catchment area for these children.

19. For primary phase children, Cornerstone Primary School moved into their new school building in September 2021, in the North Whiteley development. The school has been designed to expand as demand increases as part of the local authority strategy, and to pick up the local housing in North Whiteley, currently situated in the Sarisbury and Botley school's catchment areas. Cornerstone, as a voluntary aided school has been working with the Portsmouth and Winchester Diocesan Board of Education to align its catchment area with the Church of England Parish for Whiteley. That Parish differs very slightly from the catchment area. The Admissions Forum supported the Local Authority adopting new catchment areas that differ slightly from the area in its proposal. This will lead to the newly established catchment areas in HCC schools being the same as Cornerstone and all homes having catchment area priority at only one school. Transitional arrangements to 2026 are proposed to support the admission of siblings in families whose catchment will change because of the proposed catchment change. Cornerstone CE (Aided) Primary School have run their own consultation as an OAA to redraw the catchment boundaries.

#### **Boorley Gardens, Woodhouse Lane, One Horton Heath developments, Eastleigh Southern Parishes**

20. There were three responses received in response to the proposed catchment changes resulting from the Boorley Gardens, Woodhouse Lane, and One Horton Heath developments. One response supported the proposal. Two other responses made more general comments. The supportive comment related to the proposal to increase the catchment area for St James CE Primary School. One of the two general comments sought reassurance about the inclusion of transitional arrangements to 2026, whilst the other commented on the accessibility of the consultation.
21. This proposed change to the schools' catchment areas arises from the planned new housing sites at Boorley Gardens, Woodhouse Lane and One Horton Heath. The proposal is in three parts.
  - The first part is that children living in the new housing in Boorley Gardens will not have catchment priority at the Fair Oak Schools and Botley CE Primary School, instead having catchment priority at Boorley Park Primary School.

- The second part is that children living in the new housing in Woodhouse Lane will not have catchment priority at Botley CE Primary School, instead having catchment priority at Berrywood Primary School.
  - The third part is that children living in the new housing at One Horton Heath, will not have catchment priority for the Fair Oak Schools, instead having catchment priority at St James CE Primary School. Transitional arrangements to 2026 are proposed to support the admission of siblings in families whose catchment will change because of the proposed catchment change. Wildern Academy Trust as the admission authority for Boorley Park Primary School have run their own consultation as an OAA to redraw the catchment boundaries.
22. The proposed catchment area changes are in response to new housing developments and are in keeping with school place planning decisions to ensure the correct balance to meet forecast demand from the new housing in the best located schools predicted to have capacity for children in the new houses. St James CE Primary School will provide catchment priority for children moving into new houses on One Horton Heath. As the development grows, new primary provision will be provided.

### **Other Key Issues**

23. The informal consultation with all Hampshire Community and Voluntary Controlled schools carried out during September 2021, provided an opportunity for governing bodies, and headteachers to indicate whether they wished to change their PAN for the 2023/24 academic year and whether they would like to retain, change or to request a new school specific criterion for their school's admissions policy. With no significant changes being proposed in Hampshire's admissions arrangements for 2023, schools were not asked for their views on any other policy changes.

### **Infant/primary, junior, secondary and all-through admissions policies for community and voluntary controlled schools 2023/24 (Annexes A, B, C, D and E)**

24. Admission policies set out how applications for each school are prioritised and provide key dates for the year in question. All admission policies for these schools were updated on 1 September 2021 for 2021/22 and 2022/23 with the definition of previously looked after children being extended, to comply with the mandatory provisions (paragraph 1.7) of the School Admissions Code (September 2021), but this change did not require consultation.
25. There were no other changes that the Admission Forum was asked to support at their meeting in October 2021.

**The policies provided in Annexes A, B, C, D and E are recommended with the support of the Admission Forum to the Executive Member for her agreement.**

#### **School specific criteria (Annexe F)**

26. The County Council's policies apply to admissions for all community and voluntary controlled schools within Hampshire. The Admission Forum has, in the past, recognised that there are some cases where a small amount of flexibility is advised in relation to individual school policies. This is to avoid situations where rigid implementation of the LA policy would lead to unacceptable anomalies. The required flexibility is delivered through school specific criteria, which includes, for example, the use of walking route as the method for measurement of distance for tiebreaker purposes (as an alternative to measuring by straight line) to suit local circumstances, or a criterion giving priority to children attending the linked infant school.
  
27. The need to centralise the administration of the main admissions round makes it more difficult to accommodate school specific criteria. Schools are advised that inclusion of a school specific criterion in their school policy may require them to directly support the processing of applications to the school.

Annexe F lists all proposed school specific criteria for 2023, supported by the Admission Forum who considered these at their October and January meetings. It is proposed that the Brighton Hill school specific criterion be removed from their policy as the transitional arrangement will no longer be needed. However, there is a proposal for inclusion of a school specific criterion in the admission policy of Cupernham Junior School to give priority to children attending the linked infant school and support continuity of education for those children. There is also a proposal for the inclusion of a school specific criterion in the admission policy of Endeavour Primary School to allow distances to be measured to both school sites and ensure a fairer and clearer measuring system for parents. There are also several school specific criteria relating to those schools affected by the proposed catchment changes.

**The list given at Annexe F, therefore, is recommended with the support of the Admission Forum to the Executive Member for her agreement.**

#### **Published Admission Numbers (PANs) for infant/primary, junior and secondary schools (Annexe G and Annexe H)**

28. Every year, the LA must, as part of its admission arrangements, publish on its website the number of pupils who will be admitted to each school (the PAN). The LA consults governing bodies of community and voluntary controlled schools annually on the proposed PAN for their school. At its meeting in October 2021, Hampshire Admission Forum considered all PANs where a

change from the 2022 figure was proposed. The enclosed tables for primary phase schools (Annexe G) and secondary schools (Annexe H) give the PAN for 2022 and the proposed PAN for 2023. If a school has specialist resourced SEN provision, the pupils to be admitted to this provision are usually, but not always, included within the PAN.

29. It is proposed that the PANs for two primary phase schools increase in line with strategic planning of places or as requested by the school. It is also proposed that there be increased or new specialist resourced SEN provision at nine primary phase schools. These have been highlighted in green, on Annexe G and H. It should be noted that there is also a proposal to reduce the PAN at sixteen primary phase schools, which are highlighted in red on the annexed documents. Each school's governing body has made cogent educational and curricular arguments in favour of the reduction, and it is the LA's view that the proposed reductions do not compromise the LA's duty to provide school places for local residents.
30. The governors of community and voluntary controlled schools can object to the Schools Adjudicator if they consider that the PAN proposed by the LA is not appropriate for their school. An objection to a decision by the LA to increase or keep the same PAN at a community or voluntary controlled school cannot be brought, except where the objection is brought by the governing body of the school. An objection to the lowering of a PAN may be made to the Schools Adjudicator by a parent or other interested party.

**The list given at Annexes G and H, therefore, is recommended with the support of the Admission Forum to the Executive Member for her agreement.**

### **Catchment Area Reviews (Annexe I, J, K)**

31. The SAC states that a catchment area is a geographical area, from which children may be afforded priority for admission to a particular school. A catchment area is part of a school's admission arrangements and must therefore be consulted upon, determined, and published in the same way as other admission arrangements. Catchment areas must be designed so that they are reasonable and clearly defined. Catchment areas do not prevent parents who live outside the catchment of a particular school from expressing a preference for the school. Hampshire's admission arrangements include catchment areas to reinforce the LA's commitment to ensuring that, as far as possible, schools serve their local community.
32. Every year, the LA must, as part of its school place planning function, ensure that there are sufficient school places for Hampshire residents and for any new communities arising from housing development. Where the development is sufficient in scale to require a new school to be built, the LA will follow up all relevant guidance in relation to establishing an academy (free school) via the



'free school presumption'. The LA must then review the catchment areas of any surrounding community and voluntary controlled schools to ensure that they remain reasonable: ensuring extended communities are not fractured by a catchment boundary; the forecast size of the child population for the area can be accommodated within the school's capacity and that the new school has an established area that they might operate as a catchment area within their admission arrangements.

33. It should be noted that there is a proposal to change the catchment areas of the following schools: Sarisbury Infant and Junior Schools, Hook-with-Warsash CE Primary Academy, Whiteley Primary School, Botley CE Primary School, The Henry Cort Community College, Brookfield Community School, Fair Oak Infant and Junior Schools, Berrywood Primary School and St James CE Primary School catchments (detailed in paragraphs 12 to 21 above and in Annexes I, J and K).
34. Transitional arrangements are proposed to support the admission of siblings in families whose catchment will change because of the proposed catchment change.

**The three sets of catchment area changes provided in Annexe I, J and K, therefore, are recommended with the support of the Admission Forum to the Executive Member for her agreement.**

#### **Admission policy for Nursery Units (Annexe L)**

35. There are no proposed changes to the Nursery policy for 2023.

#### **Objecting to admission arrangements determined by schools which are their own admission authority (OAA schools)**

36. It should be noted that admission arrangements for academies are approved by the Secretary of State as part of an academy's Funding Agreement and requires compliance with admissions legislation and relevant Codes. Academies and other OAA schools are required to consult in the same way as any other admission authority: at least once every seven years or annually if there are changes to arrangements.
37. OAA schools are responsible for setting their own PAN and must inform the LA of their decision. They are not required to consult on their PAN where they propose either to increase or keep the same PAN.
38. Local authorities must refer an objection to the Schools Adjudicator if they are of the view that a PAN reduction will create a shortage of school places in an

area or suspect that the admission arrangements that have been determined by OAA schools in its area are unlawful. *Objections to a decision by an academy or other OAA school to increase or keep the same PAN cannot be brought. An objection to a variation from the School Admissions Code agreed by the Secretary of State in relation to the admission arrangements for an Academy cannot be brought.* Objections to any other aspect of an OAA school's admission arrangements will be considered by the Schools Adjudicator.

### **Future direction**

39. The County Council's Admission Arrangements will be subject to review again in the autumn term 2022, when the statutory timeframes for consulting on the arrangements for 2024 commence.

**REQUIRED CORPORATE AND LEGAL INFORMATION:**

**Links to the Strategic Plan**

<b>Hampshire maintains strong and sustainable economic growth and prosperity:</b>	Yes
<b>People in Hampshire live safe, healthy, and independent lives:</b>	Yes
<b>People in Hampshire enjoy a rich and diverse environment:</b>	Yes
<b>People in Hampshire enjoy being part of strong, inclusive communities:</b>	Yes

**Section 100 D - Local Government Act 1972 - background documents**

The following documents discuss facts or matters on which this report, or an important part of it, is based and have been relied upon to a material extent in the preparation of this report. (NB: the list excludes published works and any documents which disclose exempt or confidential information as defined in the Act.)

Document

Location

None

## **EQUALITIES IMPACT ASSESSMENT:**

### **1. Equality Duty**

The County Council has a duty under Section 149 of the Equality Act 2010 ('the Act') to have due regard in the exercise of its functions to the need to:

- Eliminate discrimination, harassment and victimisation and any other conduct prohibited by or under the Act with regard to the protected characteristics as set out in section 4 of the Act (age, disability, gender reassignment, marriage and civil partnership, pregnancy and maternity, race, religion or belief, sex and sexual orientation);
- Advance equality of opportunity between persons who share a relevant protected characteristic within section 149(7) of the Act (age, disability, gender reassignment, pregnancy and maternity, race, religion or belief, sex and sexual orientation) and those who do not share it;
- Foster good relations between persons who share a relevant protected characteristic within section 149(7) of the Act (see above) and persons who do not share it.

Due regard in this context involves having due regard to:

- The need to remove or minimise disadvantages suffered by persons sharing a relevant protected characteristic that are connected to that characteristic;
- Take steps to meet the needs of persons sharing a relevant protected characteristic that are different from the needs of persons who do not share it;
- Encourage persons sharing a relevant protected characteristic to participate in public life or in any other activity in which participation by such persons is disproportionately low.

### **2. Equalities Impact Assessment:**

No adverse impact in regard to race, culture, gender or disability arising from this report has been identified. However, to ensure that the admission arrangements allow for the best interests of all children to be properly considered when applying the published policy an equality impact assessment has been undertaken.

By its very nature, the purpose of a school admission policy is to prioritise one group of children over another based on a set of oversubscription criteria. Oversubscription criteria must be reasonable, clear, objective, procedurally fair, and comply with all relevant legislation, including equalities legislation. Admission authorities must ensure that their arrangements will not disadvantage unfairly, either directly or indirectly, a child from a particular social or racial group, or a child with a disability or special educational needs. All the admission criteria proposed in Hampshire's admission

arrangements for 2023 are permissible in the School Admissions Code (DfE 2021) and therefore do not breach equality legislation.

This page is intentionally left blank

## **Hampshire County Council's Admission Policy for Community and Voluntary Controlled Primary and Infant Schools 2023-2024**

This policy will be used during 2022/2023 for allocating places in the main admission round for entry to Year R in September 2023. It will also apply to in-year admissions during 2023/24. It does not apply to those being admitted to nursery provision.

Hampshire County Council is the admission authority for all community and voluntary controlled schools. The admission arrangements are determined by the County Council, after statutory consultations.

The guiding principles of the school admissions policy are that each school should serve its local community; that siblings as far as possible can attend school together; and that children can benefit from continuity between schools serving the same community. The policy aims to be clear, fair, and objective and complies with all relevant legislation.

### **Published Admission Number (PAN)**

Each school has a published admission number (PAN)<sup>1</sup> for entry to Year R. The school will admit this number of children if there are sufficient applications. Where there are fewer applications than the published admission number, places will be offered to all applicants.

### **Admissions Process**

The County Council will consider first all those applications received by the published deadline of **midnight on 15 January 2023. Notifications to parents offering a primary or infant school place will be sent by the County Council on 17 April 2023.**

Applications made after the deadline will be considered after all on-time applications have been fully processed unless exceptional circumstances merit consideration alongside on-time applications.

For the normal admission round, all on time preferences will be considered simultaneously and ranked in accordance with the admission criteria. If more than one school can offer a place, the parent's highest stated available preference will be allocated.

### **Pupils with an Education, Health and Care Plan**

Any child with an Education, Health and Care Plan naming the school will be admitted. Where possible such children will be admitted within the PAN.

---

<sup>1</sup> The PAN applies to the relevant year\* only. For other year groups at the school, different admission limits may be applied. Please ask the school or local authority for details.

\* The relevant year is the age group at which pupils are or will normally be admitted to the school i.e. reception, year 3, year 7 and year 12 where the school admits external applicants to the sixth form (Section 142 of the SSFA 1998).

## Oversubscription criteria

When the school is oversubscribed, after the admission of pupils with an Education, Health and Care plan naming the school, priority for admission will be given to children in the following order:

1. Looked after children or children who were previously looked after (*see definition i*).
2. (For applications in the normal admission round only) Children or families with an exceptional medical and/or social need (*see definition ii*). Supporting evidence from a professional is required such as a doctor and/or consultant for medical needs or a social worker, health visitor, housing officer, the police or probation officer for social needs. This evidence must confirm the child or family's medical or social need and why that need(s) makes it essential that the child attends this school rather than any other. If evidence is not submitted by the application deadline, the medical and/or social need cannot be considered.
3. Children of staff (*see definition iii*) who have, (1) been employed at the school for two or more years at the time at which the application for admission to the school is made, or (2) have been recruited to fill a vacant post for which there is a demonstrable skill shortage.
4. Children living **in** the catchment area (*see definition iv*) who at the time of application have a sibling (*see definition v*) on the roll of the school or linked junior school who will still be on roll at the time of admission. [See 7 for additional children who may be considered under this criterion.]
5. (*C of E controlled schools only*) Children living **in** the catchment area with a parent who is an active member of the Church of England (*see definition vii*) and who requests admission on denominational grounds and provides relevant evidence.
6. Other children living **in** the catchment area of the school.
7. Children living **out** of the catchment area who at the time of application have a sibling (*see definition v*) on the roll of the school or linked junior school who will still be on roll at the time of admission. [Where a sibling was allocated a place at the school or linked junior school in the normal admission round in a previous year because the child was displaced (*see definition vi*) from the catchment school for their address, the application will be considered under 4, above, subject to the siblings still living in the catchment area for the school from which they were displaced. In future normal admissions rounds a younger sibling will be considered to have been displaced where they were allocated a place at the school or linked junior school under this criterion as a consequence of their elder sibling's displacement and are still living in the catchment area for the school from which they were displaced].
8. (*C of E controlled schools only*) Children living **out** of the catchment area with a parent who is an active member of the Church of England (*see definition vii*) and who requests admission on denominational grounds and provides relevant evidence.
9. Other children.

## Definitions

(i) Looked after children are defined as those who are (a) in the care of a local authority, or (b) being provided with accommodation by a local authority in the exercise of their social services functions (see the definition in section 22(1) of the Children Act 1989). Previously looked after children are those who were looked after but immediately after being looked after became subject to an adoption order, child arrangements order, or special guardianship order. An adoption order is an order under



section 46 of the Adoption and Children Act 2002 or section 12 of the Adoption Act 1976. Child arrangements orders are defined in section 8 of the Children Act 1989, as amended by section 12 of the Children and Families Act 2014. Child arrangements orders replace residence orders and any residence order in force prior to 22 April 2014 is deemed to be a child arrangements order. Section 14A of the Children Act 1989 defines a 'special guardianship order' as an order appointing one or more individuals to be a child's special guardian (or special guardians). Previously looked after children also includes those who appear (to the admission authority) to have been in state care outside of England and ceased to be in state care as a result of being adopted. A child is regarded as having been in state care outside of England if they were in the care of or were accommodated by a public authority, a religious organisation, or any other provider of care whose sole or main purpose is to benefit society.

(ii) Applicants will only be considered under this criterion if on the application form (online or paper) they have ticked the appropriate box explicitly indicating that they wish for their application to be considered under medical / social need. 'Medical need' does not include mild medical conditions, such as asthma or allergies. 'Social need' does not include a parent's wish that a child attends the school because of a child's aptitude or ability or because their friends attend the school or because of routine childminding arrangements. Priority will be given to those children whose evidence establishes that they have a demonstrable and significant need to attend a particular school. Equally this priority will apply to children whose evidence establishes that a family member's physical or mental health or social needs mean that they have a demonstrable and significant need to attend a particular school. Evidence must confirm the circumstances of the case and must set out why the child should attend a particular school and why no other school could meet the child's needs. Providing evidence does not guarantee that a child will be given priority at a particular school and in each case a decision will be made based on the merits of the case and whether the evidence demonstrates that a placement should be made at one school above any other.

(iii) 'Staff' includes all those on the payroll of the school who (specific to clause (1)) have been an employee continuously for two years at the time of application. 'Children of staff' refers to situations where the staff member is the natural parent, the legal guardian, or a resident step parent.

(iv) A map of the school's catchment area is available on the school's details page of the Hampshire County Council website [www.hants.gov.uk/educationandlearning/findaschool](http://www.hants.gov.uk/educationandlearning/findaschool).

(v) 'Sibling' refers to brother or sister, half-brother or half-sister, adoptive brother or adoptive sister, foster brother or foster sister, stepbrother or stepsister living as one family unit at the same address. It will also be applied to situations where a full, half or adopted brother or sister are living at separate addresses. Criteria 4 and 7 include children who at the time of application have a sibling for whom the offer of a place at the preferred school or linked junior school has been accepted, even if the sibling is not yet attending. It also includes, in the normal admissions round, children who have a sibling on roll in Year 2 at the preferred infant school at the time of application, who are successful in gaining a place at the linked junior school on the national notification date.

(vi) 'Displaced' refers to a child who was refused a place at the catchment school in the normal admissions round having named it in the application and was not offered a higher named preference school. To identify the child's catchment school please use <https://maps.hants.gov.uk/SchoolCatchmentAreaFinder/>. Note that some addresses are in catchment for more than one school and in this case, 'displaced' refers to a child who was refused a place at any of their catchment schools.

(vii) 'Active member of the Church of England' is defined as attending worship at a Church of England church at least twice a month for the previous two years before the date of application\*. Parents applying under criteria 5 or 8 must complete a Supplementary Information Form (SIF) which asks for declaration and verification of active membership. The SIF is available to download and print from the County website ([www.hants.gov.uk/admissions](http://www.hants.gov.uk/admissions)) or from the school on request. It cannot be completed online. The completed SIF must be returned to the school by the application deadline.

*\*In the event that during the period specified for attendance at worship, the church has been closed for public worship and has not provided alternative premises for that worship, the requirements of*

*these [admissions] arrangements in relation to attendance, will only apply to the period when the church or alternative premises have been available for public worship.*

### **Tie-breaker**

If the school is oversubscribed from within any of the above categories, straight line distance will be used to prioritise applications; applicants living nearer the school have priority. Distances will be measured from the Ordnance Survey home address point to the school address point using Hampshire County Council's Geographic Information Systems (GIS). Distances to multiple dwellings will give priority to the ground floor over the first floor and so on. On individual floors, distances will be measured to the stairs leading to the communal entrance. Where two or more applicants are equidistant, random allocation will be used to allocate the place. An explanation of the random allocation procedure is available on the County website. This method of prioritising admissions will also apply to any 'school specific' criterion unless otherwise stated in the school's brochure.

## **Additional Information**

### **Permanent Residence**

The child's permanent residence is where they live, normally including weekends and during school holidays as well as during the week and should be used for the application. The permanent address of children who spend part of their week with one parent and part with the other, at different addresses, will be the address at which they spend most of their time.

### **Multiple births**

Where a twin or child from a multiple birth is offered the last place available within the PAN, any further twin or child of the same multiple birth will also be offered a place, if the parents so wish, even though this may raise the number in the year group above the school's PAN.

### **Fair Access placements by the local authority**

Outside the normal admission round, it may sometimes be necessary for a pupil to be placed by the local authority, or a local placement panel acting on behalf of the authority, in a particular school even if there is a waiting list for admission. Such placements will be made in accordance with Hampshire County Council's Fair Access Protocol. The Protocol is based on legislation and government guidance.

### **Waiting lists**

Waiting lists will be established for each year group where more applications are received than places available. For main round admissions to Year R, the waiting list will be maintained centrally by the local authority until 31 August 2023. At all other times, and for other year groups, waiting lists will be operated by schools on behalf of the local authority.

Any places that become available will be offered to the child at the top of the list on the day the place became available. The waiting list is ordered according to the criteria of the admission policy with no account being taken of the length of time on the waiting list or any priority order expressed as part of the main admission round. Fair Access admissions and school closure arrangements will take priority over the waiting list.

The waiting list will be reviewed and revised –

- each time a child is added to, or removed from, the waiting list;
- when a child's changed circumstances affect their priority;

For entry to Year R, the waiting list will remain open until 31 August 2024, at which point all names will be removed. For all other year groups, waiting lists will remain open until 31 August of each year. Parents who want their child to be considered for a place at the school in the following school year must submit a new in-year application in the August preceding the new school year. Schools will send a decision letter within the first 10 days of the new term.

### **Starting school**

Pupils born between 1 September 2018 and 31 August 2019 (inclusive) are entitled to full-time schooling from September 2023. Parents can choose to defer their child's admission until later in the school year (but not beyond the start of the term after they reach compulsory school age). Children can also attend part-time until they reach compulsory school age. Parents must discuss their child's starting arrangements with the school once an offer has been secured.

Children with birthdays between:

- 1 September and 31 December 2018 (inclusive) reach compulsory school age on 31 December 2023, at the start of the spring term 2024.
- 1 January and 31 March 2019 (inclusive) reach compulsory school age on 31 March 2024, at the start of the summer term 2024.
- 1 April and 31 August 2019 (inclusive) reach compulsory school age on 31 August 2024, at the start of the new school year in September 2024.

Parents of summer born children (those born between 1 April and 31 August) who are particularly concerned about their child's readiness for school can request to delay their child's entry to Year R for an entire school year until September 2024. This is called decelerated admission. In making such a request, parents would be expected to state clearly why they felt decelerated admission to Year R was in their child's best interests. It is recommended that parents considering such a request contact the local authority in the autumn term 2022 to ensure that an informed decision is made. Guidance on decelerated admission for summer born children, including how to make a request, is available on the County website at [www.hants.gov.uk/ad-summerborn](http://www.hants.gov.uk/ad-summerborn).

### **Admission of children outside their normal age group**

Parents may request that their child is admitted outside their normal age group. To do so, parents should include a request with their application, specifying why admission outside the normal age group is being requested and which year group they wish their child to be admitted. Decisions will be made based on the circumstances of the case and in the best interests of the child.

### **School specific criteria**

Governing bodies may apply to the Director of Children's Services to include in their school policy a criterion which they regard as essential if children are to be treated fairly in relation to clearly defined local conditions. The application will cover both the substance of the criterion and its position in the order of priorities. In the event of such applications, the Director of Children's Services will consult the Admission Forum and the criterion will then be determined by the Executive Lead Member for Children's Services. Any changes after such determination will be authorised by the Director of Children's Services in consultation with the Executive Lead Member. Any criterion agreed under this category must be published in the school prospectus with its position within the admission priorities clearly indicated. It must be made clear that the criterion is school-specific.

### **School Closures**

In the event of a school closure, pupils from the closing school may be given priority for any school nominated as the receiving school. Specific arrangements will be determined by the Local Authority in accordance with the School Admissions Code and will be published at the time for the specific schools affected.

**Legislation**

This policy takes account of all Equalities legislation, together with all relevant regulations and the School Admissions Code (published by the DfE in 2021).

# Hampshire County Council's Admission Policy for Community & Voluntary Controlled Junior Schools 2023-2024

This policy will be used during 2022/23 for allocating places in the main admission round for entry to Year 3 in September 2023. It will also apply to in-year admissions during 2023/24.

Hampshire County Council is the admission authority for all community and voluntary controlled schools. The admission arrangements are determined by the County Council, after statutory consultations.

The guiding principles of the school admissions policy are that each school should serve its local community; that siblings as far as possible can attend school together; and that children can benefit from continuity between schools serving the same community. The policy aims to be clear, fair, and objective and complies with all relevant legislation.

## Published Admission Number (PAN)

Each junior school has a published admission number (PAN)<sup>1</sup> for entry to Year 3. The school will admit this number of children if there are sufficient applications. Where there are fewer applications than the published admission number, places will be offered to all applicants.

## Admissions Process

The County Council will consider first all those applications received by the published deadline of **midnight on 15 January 2023. Notifications to parents offering a junior school place will be sent by the County Council on 17 April 2023.**

Applications made after midnight on 15 January 2023 will be considered after all on-time applications have been fully processed unless exceptional circumstances merit consideration alongside on-time applications.

For the normal admission round, all on time preferences will be considered simultaneously and ranked in accordance with the admission criteria. If more than one school can offer a place, the parent's highest stated available preference will be allocated.

## Pupils with an Education, Health and Care Plan

---

<sup>1</sup> The PAN applies to the relevant year\* only. For other year groups at the school, different admission limits may be applied. Please ask the school or local authority for details.

\* The relevant year is the age group at which pupils are or will normally be admitted to the school i.e. reception, year 3, year 7 and year 12 where the school admits external applicants to the sixth form (Section 142 of the SSFA 1998).

Any child with an Education, Health and Care Plan naming the school will be admitted. Where possible such children will be admitted within the PAN.

### **Oversubscription criteria**

When the school is oversubscribed, after the admission of pupils with an Education, Health and Care plan naming the school, priority for admission will be given to children in the following order:

1. Looked after children or children who were previously looked after (*see definition i*).
2. (For applications in the normal admission round only) Children or families with an exceptional medical and/or social need (*see definition ii*). Supporting evidence from a professional is required such as a doctor and/or consultant for medical needs or a social worker, health visitor, housing officer, the police or probation officer for social needs. This evidence must confirm the child or family's medical or social need and why that need(s) makes it essential that the child attends this school rather than any other. If evidence is not submitted by the application deadline, the medical and/or social need cannot be considered.
3. Children of staff (*see definition iii*) who have, (1) been employed at the school for two or more years at the time at which the application for admission to the school is made, or (2) have been recruited to fill a vacant post for which there is a demonstrable skill shortage.
4. Children living **in** the catchment area (*see definition iv*) who at the time of application have a sibling (*see definition v*) on the roll of the school or linked infant school who will still be on roll at the time of admission. [See 8 for additional children who may be considered under this criterion.]
5. Children living **out** of the catchment who were allocated a place at a linked infant school in the normal admission round in a previous year because the child was displaced (*see definition vi*) from the catchment school for their address, and they remain living in the catchment area.
6. (*C of E controlled schools only*) Children living **in** the catchment area with a parent who is an active member of the Church of England (*see definition vii*) and who requests admission on denominational grounds and provides relevant evidence.
7. Other children living **in** the catchment area.
8. Children living **out** of the catchment area who at the time of application have a sibling (*see definition v*) on the roll of the school or linked infant school who will still be on roll at the time of admission. [Where a sibling was allocated a place at the school or linked infant school in the normal admission round in a previous year because the child was displaced (*see definition vi*) from the catchment school for their address, the application will be considered under 4, above, subject to the siblings still living in the catchment area for the school from which they were displaced. In future normal admissions rounds a younger sibling will be considered to have been displaced where they were allocated a place at the school or linked infant school under this criterion as a consequence of their elder sibling's displacement and are still living in the catchment area for the school from which they were displaced].
9. Children living **out** of the catchment area who at the time of application are on the roll of a linked infant school.

10. (*C of E controlled schools only*) Children living **out** the catchment area with a parent who is an active member of the Church of England (*see definition vii*) and who requests admission on denominational grounds and provides relevant evidence.

11. Other children.

### **Definitions**

(i) Looked after children are defined as those who are (a) in the care of a local authority, or (b) being provided with accommodation by a local authority in the exercise of their social services functions (see the definition in section 22(1) of the Children Act 1989). Previously looked after children are those who were looked after but immediately after being looked after became subject to an adoption order, child arrangements order, or special guardianship order. An adoption order is an order under section 46 of the Adoption and Children Act 2002 or section 12 of the Adoption Act 1976. Child arrangements orders are defined in section 8 of the Children Act 1989, as amended by section 12 of the Children and Families Act 2014. Child arrangements orders replace residence orders and any residence order in force prior to 22 April 2014 is deemed to be a child arrangements order. Section 14A of the Children Act 1989 defines a 'special guardianship order' as an order appointing one or more individuals to be a child's special guardian (or special guardians). Previously looked after children also includes those who appear (to the admission authority) to have been in state care outside of England and ceased to be in state care as a result of being adopted. A child is regarded as having been in state care outside of England if they were in the care of or were accommodated by a public authority, a religious organisation, or any other provider of care whose sole or main purpose is to benefit society.

(ii) Applicants will only be considered under this criterion if on the application form (online or paper) they have ticked the appropriate box explicitly indicating that they wish for their application to be considered under medical / social need. 'Medical need' does not include mild medical conditions, such as asthma or allergies. 'Social need' does not include a parent's wish that a child attends the school because of a child's aptitude or ability or because their friends attend the school or because of routine childminding arrangements. Priority will be given to those children whose evidence establishes that they have a demonstrable and significant need to attend a particular school. Equally this priority will apply to children whose evidence establishes that a family member's physical or mental health or social needs mean that they have a demonstrable and significant need to attend a particular school. Evidence must confirm the circumstances of the case and must set out why the child should attend a particular school and why no other school could meet the child's needs. Providing evidence does not guarantee that a child will be given priority at a particular school and in each case a decision will be made based on the merits of the case and whether the evidence demonstrates that a placement should be made at one school above any other.

(iii) 'Staff' includes all those on the payroll of the school who (specific to clause (1)) have been an employee continuously for two years at the time of application. 'Children of staff' refers to situations where the staff member is the natural parent, the legal guardian or a resident step parent.

(iv) A map of the school's catchment area can be viewed on the school's details page on the Hampshire County Council website [www.hants.gov.uk/educationandlearning/findaschool](http://www.hants.gov.uk/educationandlearning/findaschool).

(v) 'Sibling' refers to brother or sister, half-brother or half-sister, adoptive brother or adoptive sister, foster brother or foster sister, stepbrother or stepsister living as one family unit at the same address. It will also be applied to situations where a full, half or adopted brother or sister are living at separate addresses. Criteria 4 and 8 include children who at the time of application have a sibling for whom the offer of a place at the preferred school or linked infant school has been accepted, even if the sibling is not yet attending.

(vi) 'Displaced' refers to a child who was refused a place at the catchment school in the normal admissions round having named it in the application and was not offered a higher named preference school. To identify the child's catchment school please use <https://maps.hants.gov.uk/SchoolCatchmentAreaFinder>. Note that some addresses are in catchment for more than one school and in this case, 'displaced' refers to a child who was refused a place at any of their catchment schools.

(vii) 'Active member of the Church of England' is defined as attending worship at a Church of England church at least twice a month for the previous two years before the date of application\* Parents applying under criteria 6 or 10 are required to complete a Supplementary Information Form (SIF), which asks for declaration and verification of active membership. The SIF is available to download and print from the County website ([www.hants.gov.uk/admissions](http://www.hants.gov.uk/admissions)) or from the school on request. It cannot be completed online. The completed SIF must be returned to the school by the application deadline.

*\*In the event that during the period specified for attendance at worship, the church has been closed for public worship and has not provided alternative premises for that worship, the requirements of these [admissions] arrangements in relation to attendance, will only apply to the period when the church or alternative premises have been available for public worship.*

## **Tie-breaker**

If the school is oversubscribed from within any of the above categories, straight line distance will be used to prioritise applications; applicants living nearer the school have priority. Distances will be measured from the Ordnance Survey home address point to the school address point using Hampshire County Council's Geographic Information Systems (GIS). Distances to multiple dwellings will give priority to the ground floor over the first floor and so on. On individual floors, distances will be measured to the stairs leading to the communal entrance. Where two or more applicants are equidistant, random allocation will be used to allocate the place. An explanation of the random allocation procedure is available on the County website. This method of prioritising admissions will also apply to any 'school specific' criterion unless otherwise stated in the school's brochure.

## **Additional Information**

### **Permanent Residence**

The child's permanent residence is where they live, normally including weekends and during school holidays as well as during the week and should be used for the application. The permanent address of children who spend part of their week with one parent and part with the other, at different addresses, will be the address at which they spend most of their time.

### **Multiple births**

Where a twin or child from a multiple birth is offered the last place available within the PAN, any further twin or child of the same multiple birth will also be offered a place, if the parents so wish, even though this may raise the number in the year group above the school's PAN.

### **Fair Access placements by the local authority**

Outside the normal admission round, it may sometimes be necessary for a pupil to be placed by the local authority, or a local placement panel acting on behalf of the authority, in a particular school even if there is a waiting list for admission. Such placements will be made in accordance with Hampshire County Council's Fair Access Protocol. The Protocol is based on legislation and government guidance.

### **Waiting lists**

Waiting lists will be established for each year group where more applications are received than places available. For main round admissions to Year 3, the waiting list will be maintained centrally by the local authority until 31 August 2023. At all other times, and for other year groups, waiting lists will be operated by schools on behalf of the local authority.

Any places that become available will be offered to the child at the top of the list at that time. The waiting list is ordered according to the criteria of the admission policy with no account



being taken of the length of time on the waiting list or any priority order expressed as part of the main admission round. Fair Access admissions and school closure arrangements will take priority over the waiting list.

The waiting list will be reviewed and revised –

- each time a child is added to, or removed from, the waiting list;
- when a child's changed circumstances affect their priority;

For entry to Year 3, the waiting list will remain open until 31 August 2024, at which point all names will be removed. For all other year groups, waiting lists will remain open until 31 August of each year. Parents who want their child to be considered for a place at the school in the following school year must submit a new in-year application in the August preceding the new school year. Schools will send a decision letter within the first 10 days of the new term.

### **Admission of children outside their normal age group**

Parents may request that their child is admitted outside their normal age group. To do so, parents should include a request with their application, specifying why admission outside the normal age group is being requested and which year group they wish their child to be admitted. Decisions will be made based on the circumstances of the case and in the best interests of the child.

### **School specific criteria**

Governing bodies may apply to the Director of Children's Services to include in their school policy a criterion which they regard as essential if children are to be treated fairly in relation to clearly defined local conditions. The application will cover both the substance of the criterion and its position in the order of priorities. In the event of such applications, the Director of Children's Services will consult the Admission Forum and the criterion will then be determined by the Executive Lead Member for Children's Services. Any changes after such determination will be authorised by the Director of Children's Services in consultation with the Executive Lead Member. Any criterion agreed under this category must be published in the school prospectus with its position within the admission priorities clearly indicated.

### **School Closures**

In the event of a school closure, pupils from the closing school may be given priority for any school nominated as the receiving school. Specific arrangements will be determined by the Local Authority in accordance with the School Admissions Code and will be published at the time for the specific schools affected.

### **Legislation**

This policy takes account of all Equalities legislation, together with all relevant regulations and the School Admissions Code (published by the DfE in 2021).

This page is intentionally left blank

# **Hampshire County Council's Admission Policy for Community & Voluntary Controlled Junior Schools in a Federation with its linked infant school 2023-2024**

This policy will be used during 2022/23 for allocating places in the main admission round for entry to Year 3 in September 2023. It will also apply to in-year admissions during 2023/24.

Hampshire County Council is the admission authority for all community and voluntary controlled schools. The admission arrangements are determined by the County Council, after statutory consultations.

The guiding principles of the school admissions policy are that children can benefit from continuity between schools serving the same community; that each school should serve its local community, that siblings as far as possible can attend school together. The policy aims to be clear, fair and objective and complies with all relevant legislation.

## **Published Admission Number (PAN)**

Each junior school has a published admission number (PAN)<sup>1</sup> for entry to Year 3. The school will admit this number of children if there are sufficient applications. Where there are fewer applications than the published admission number places will be offered to all applicants.

## **Admissions Process**

The County Council will consider first all those applications received by the published deadline of **midnight on 15 January 2023. Notifications to parents offering a junior school place will be sent by the County Council on 17 April 2023.**

Applications made after midnight on 15 January 2023 will be considered after all on-time applications have been fully processed unless exceptional circumstances merit consideration alongside on-time applications.

For the normal admission round, all on time preferences will be considered simultaneously and ranked in accordance with the admission criteria. If more than one school can offer a place, the parent's highest stated available preference will be allocated.

## **Pupils with an Education, Health and Care Plan**

Any child with an Education, Health and Care Plan naming the school will be admitted. Where possible such children will be admitted within the PAN.

---

<sup>1</sup> The PAN applies to the relevant year\* only. For other year groups at the school, different admission limits may be applied. Please ask the school or local authority for details.

\* The relevant year is the age group at which pupils are or will normally be admitted to the school i.e. reception, year 3, year 7 and year 12 where the school admits external applicants to the sixth form (Section 142 of the SSFA 1998).

## Oversubscription criteria

When the school is oversubscribed, after the admission of pupils with an Education, Health and Care plan naming the school, priority for admission will be given to children in the following order:

1. Looked after children or children who were previously looked after (*see definition i*).
2. (For applications in the normal admission round only) Children or families with an exceptional medical and/or social need (*see definition ii*). Supporting evidence from a professional is required such as a doctor and/or consultant for medical needs or a social worker, health visitor, housing officer, the police or probation officer for social needs. This evidence must confirm the child or family's medical or social need and why that need(s) makes it essential that the child attends this school rather than any other. If evidence is not submitted by the application deadline, the medical and/or social need cannot be considered.
3. Children of staff (*see definition iii*) who have, (1) been employed at the school for two or more years at the time at which the application for admission to the school is made, or (2) have been recruited to fill a vacant post for which there is a demonstrable skill shortage.
4. Children who at the time of application are on the roll of the federated linked infant school.
5. Children living within the catchment area (*see definition iv*) who at the time of application have a sibling (*see definition v*) on the roll of the school or linked infant school who will still be on roll at the time of admission. [See 8 for additional children who may be considered under this criterion.]
6. (*C of E controlled schools only*) Children living **in** the catchment area with a parent who is an active member of the Church of England (*see definition vii*) and who requests admission on denominational grounds and provides relevant evidence.
7. Other children living within the catchment area.
8. Children living outside the catchment area who at the time of application have a sibling (*see definition v*) on the roll of the school or linked infant school who will still be on roll at the time of admission. [Where a sibling was allocated a place at the school or linked infant school in the normal admission round in a previous year because the child was displaced (*see definition vi*) from the catchment school for their address, the application will be considered under 5, above, subject to the siblings still living in the catchment area for the school from which they were displaced. In future normal admissions rounds a younger sibling will be considered to have been displaced where they were allocated a place at the school or linked infant school under this criterion as a consequence of their elder sibling's displacement and are still living in the catchment area for the school from which they were displaced].
9. (*C of E controlled schools only*) Children living outside the catchment area with a parent who is an active member of the Church of England (*see definition vii*) and who requests admission on denominational grounds and provides relevant evidence.
10. Other children.

## Definitions

(i) Looked after children are defined as those who are (a) in the care of a local authority, or (b) being provided with accommodation by a local authority in the exercise of their social services functions (see the definition in section 22(1) of the Children Act 1989). Previously looked after children are those who were looked after but immediately after being looked after became subject to an adoption order, child arrangements order, or special guardianship order. An adoption order is an order under section 46 of the Adoption and Children Act 2002 or section 12 of the Adoption Act 1976. Child arrangements orders are defined in section 8 of the Children Act 1989, as amended by section 12 of the Children and Families Act 2014. Child arrangements orders replace residence orders and any residence order in force prior to 22 April 2014 is deemed to be a child arrangements order. Section 14A of the Children Act 1989 defines a 'special guardianship order' as an order appointing one or more individuals to be a child's special guardian (or special guardians). Previously looked after children also includes those who appear (to the admission authority) to have been in state care outside of England and ceased to be in state care as a result of being adopted. A child is regarded as having been in state care outside of England if they were in the care of or were accommodated by a public authority, a religious organisation, or any other provider of care whose sole or main purpose is to benefit society.

(ii) Applicants will only be considered under this criterion if on the application form (online or paper) they have ticked the appropriate box explicitly indicating that they wish for their application to be considered under medical / social need. 'Medical need' does not include mild medical conditions, such as asthma or allergies. 'Social need' does not include a parent's wish that a child attends the school because of a child's aptitude or ability or because their friends attend the school or because of routine childminding arrangements. Priority will be given to those children whose evidence establishes that they have a demonstrable and significant need to attend a particular school. Equally this priority will apply to children whose evidence establishes that a family member's physical or mental health or social needs mean that they have a demonstrable and significant need to attend a particular school. Evidence must confirm the circumstances of the case and must set out why the child should attend a particular school and why no other school could meet the child's needs. Providing evidence does not guarantee that a child will be given priority at a particular school and in each case a decision will be made based on the merits of the case and whether the evidence demonstrates that a placement should be made at one school above any other.

(iii) 'Staff' includes all those on the payroll of the school who (specific to clause (1)) have been an employee continuously for two years at the time of application. 'Children of staff' refers to situations where the staff member is the natural parent, the legal guardian or a resident step-parent.

(iv) A map of the school's catchment area can be viewed on the school's details page on the Hampshire County Council website [www.hants.gov.uk/educationandlearning/findaschool](http://www.hants.gov.uk/educationandlearning/findaschool).

(v) 'Sibling' refers to brother or sister, half-brother or half-sister, adoptive brother or adoptive sister, foster brother or foster sister, stepbrother or stepsister living as one family unit at the same address. It will also be applied to situations where a full, half or adopted brother or sister are living at separate addresses. Criteria 5 and 8 include children who at the time of application have a sibling for whom the offer of a place at the preferred school or linked infant school has been accepted, even if the sibling is not yet attending.

(vi) 'Displaced' refers to a child who was refused a place at the catchment school in the normal admissions round having named it in the application and was not offered a higher named preference school. To identify the child's catchment school please use <https://maps.hants.gov.uk/SchoolCatchmentAreaFinder>. Note that some addresses are in catchment for more than one school and in this case, 'displaced' refers to a child who was refused a place at any of their catchment schools.

(vii) 'Active member of the Church of England' is defined as attending worship at a Church of England church at least twice a month for the previous two years before the date of application\*. Parents applying under criterion 6 or 9 are required to complete a Supplementary Information Form (SIF), which asks for declaration and verification of active membership. The SIF is available to download and print from the County website ([www.hants.gov.uk/admissions](http://www.hants.gov.uk/admissions)) or from the school on request. It cannot be completed online. The completed SIF must be returned to the school by the application deadline.

*\*In the event that during the period specified for attendance at worship, the church has been closed for public worship and has not provided alternative premises for that worship, the requirements of these [admissions] arrangements in relation to attendance, will only apply to the period when the church or alternative premises have been available for public worship.*

## **Tie-breaker**

If the school is oversubscribed from within any of the above categories, straight line distance will be used to prioritise applications; applicants living nearer the school have priority. Distances will be measured from the Ordnance Survey home address point to the school address point using Hampshire County Council's Geographic Information Systems (GIS). Distances to multiple dwellings will give priority to the ground floor over the first floor and so on. On individual floors, distances will be measured to the stairs leading to the communal entrance. Where two or more applicants are equidistant, random allocation will be used to allocate the place. An explanation of the random allocation procedure is available on the County website. This method of prioritising admissions will also apply to any 'school specific' criterion unless otherwise stated in the school's brochure.

## **Additional Information**

### **Permanent Address**

The child's permanent residence is where they live, normally including weekends and during school holidays as well as during the week and should be used for the application. The permanent address of children who spend part of their week with one parent and part with the other, at different addresses, will be the address at which they spend most of their time.

### **Multiple births**

Where a twin or child from a multiple birth is offered the last place available within the PAN, any further twin or child of the same multiple birth will also be offered a place, if the parents so wish, even though this may raise the number in the year group above the school's PAN.

### **Fair Access placements by the local authority**

Outside the normal admission round, it may sometimes be necessary for a pupil to be placed by the local authority, or a local placement panel acting on behalf of the authority, in a particular school even if there is a waiting list for admission. Such placements will be made in accordance with Hampshire County Council's Fair Access Protocol. The Protocol is based on legislation and government guidance.

### **Waiting lists**

Waiting lists will be established for each year group where more applications are received than places available. For main round admissions to Year 3, the waiting list will be maintained centrally by the local authority until 31 August 2023. At all other times, and for other year groups, waiting lists will be operated by schools on behalf of the local authority.

Any places that become available will be offered to the child at the top of the list at that time. The waiting list is ordered according to the criteria of the admission policy with no account being taken of the length of time on the waiting list or any priority order expressed as part of the main admission round. Fair Access admissions and school closure arrangements will take priority over the waiting list.

The waiting list will be reviewed and revised –

- each time a child is added to, or removed from, the waiting list;

- when a child's changed circumstances affect their priority;

For entry to Year 3, the waiting list will remain open until 31 August 2024, at which point all names will be removed. For all other year groups, waiting lists will remain open until 31 August of each year. Parents who want their child to be considered for a place at the school in the following school year must submit a new in-year application in the August preceding the new school year. Schools will send a decision letter within the first 10 days of the new term.

### **Admission of children outside their normal age group**

Parents may request that their child is admitted outside their normal age group. To do so, parents should include a request with their application, specifying why admission outside the normal age group is being requested and which year group they wish their child to be admitted. Decisions will be made based on the circumstances of the case and in the best interests of the child.

### **School specific criteria**

Governing bodies may apply to the Director of Children's Services to include in their school policy a criterion which they regard as essential if children are to be treated fairly in relation to clearly defined local conditions. The application will cover both the substance of the criterion and its position in the order of priorities. In the event of such applications, the Director of Children's Services will consult the Admission Forum and the criterion will then be determined by the Executive Lead Member for Children's Services. Any changes after such determination will be authorised by the Director of Children's Services in consultation with the Executive Lead Member. Any criterion agreed under this category must be published in the school prospectus with its position within the admission priorities clearly indicated.

### **School Closures**

In the event of a school closure, pupils from the closing school may be given priority for any school nominated as the receiving school. Specific arrangements will be determined by the Local Authority in accordance with the School Admissions Code and will be published at the time for the specific schools affected.

### **Legislation**

This policy takes account of all Equalities legislation, together with all relevant regulations and the School Admissions Code (published by the DfE in 2021).

This page is intentionally left blank



## **Hampshire County Council's Admission Policy for Community Secondary Schools 2023-2024**

This policy will be used during 2022/23 for allocating places in the main admission round for entry to Year 7 in September 2023. It will also apply to in-year admissions during 2023/24.

Hampshire County Council is the admission authority for all community and voluntary controlled schools. The admission arrangements are determined by the County Council, after statutory consultation.

The guiding principles of the school admissions policy are that each school should serve its local community; that siblings as far as possible can attend school together; and that children can benefit from continuity between schools serving the same community. The policy aims to be clear, fair, and objective and complies with all relevant legislation.

### **Published Admission Number (PAN)**

Each school has a published admission number (PAN)<sup>1</sup> for entry to Year 7. The school will admit this number if there are enough applications. Where fewer applications than the published admission number are received, places will be offered to all those who have applied.

### **Admissions Process**

The County Council will consider first all those applications received by the published deadline of **midnight on 31 October 2022. Notifications to parents offering a secondary school place will be sent by the County Council on 1 March 2023.**

Applications made after midnight on 31 October 2022 will be considered after all on-time applications have been fully processed unless exceptional circumstances merit consideration alongside on-time applications.

For the normal admission round, all preferences will be considered simultaneously and ranked in accordance with the admission criteria. If more than one school can offer a place, the parent's highest stated available preference will be allocated.

### **Pupils with an Education, Health and Care Plan**

Any child with an Education, Health and Care Plan naming the school will be admitted. Where possible such children will be admitted within the PAN.

---

<sup>1</sup> The PAN applies to the relevant year\* only. For other year groups at the school, different admission limits may be applied. Please ask the school or local authority for details.

\* The relevant year is the age group at which pupils are or will normally be admitted to the school i.e. reception, year 3, year 7 and year 12 where the school admits external applicants to the sixth form (Section 142 of the SSFA 1998).

## Oversubscription criteria

When the school is oversubscribed, after the admission of pupils with an Education, Health and Care plan naming the school, priority for admission will be given to children in the following order:

1. Looked after children or children who were previously looked after (*see definition i*).
2. (For applications in the normal admission round only) Children or families with an exceptional medical and/or social need (*see definition ii*). Supporting evidence from a professional is required such as a doctor and/or consultant for medical needs or a social worker, health visitor, housing officer, the police or probation officer for social needs. This evidence must confirm the child or family's medical or social need and why that need(s) makes it essential that the child attends this school rather than any other. If evidence is not submitted by the application deadline, the medical and/or social need cannot be considered.
3. Children of staff (*see definition iii*) who have, (1) been employed at the school for two or more years at the time at which the application for admission to the school is made, or (2) have been recruited to fill a vacant post for which there is a demonstrable skill shortage.
4. Children living **in** the catchment area (*see definition iv*) who at the time of application have a sibling (*see definition v*) on the roll of the school who will still be on roll at the time of admission. [See 6 for additional children who may be considered under this criterion.]
5. Other children living **in** the catchment area of the school.
6. Children living **out** of the catchment area who at the time of application have a sibling (*see definition v*) on the roll of the school who will still be on roll at the time of admission. [Where a sibling was allocated a place at the school in the normal admission round in a previous year because the child was displaced (*see definition vi*) from the catchment school for their address, the application will be considered under 4, above, subject to the siblings still living in the catchment area for the school from which they were displaced. In future normal admissions rounds a younger sibling will be considered to have been displaced where they were allocated a place at the school under this criterion because of their elder sibling's displacement and are still living in the catchment area for the school from which they were displaced].
7. Children living **out** of the catchment area who at the time of application are on the roll of a linked junior or primary school.
8. Other children.

## Definitions

(i) Looked after children are defined as those who are (a) in the care of a local authority, or (b) being provided with accommodation by a local authority in the exercise of their social services functions (see the definition in section 22(1) of the Children Act 1989). Previously looked after children are those who were looked after but immediately after being looked after became subject to an adoption order, child arrangements order or special guardianship order. An adoption order is an order under section 46 of the Adoption and Children Act 2002 or section 12 of the Adoption Act 1976. Child arrangements orders are defined in section 8 of the Children Act 1989, as amended by section 12 of the Children and Families Act 2014. Child arrangements orders replace residence orders and any residence order in force prior to 22 April 2014 is deemed to be a child arrangements order. Section 14A of the Children Act 1989 defines a 'special guardianship order' as an order appointing one or more individuals to be a child's special guardian (or special guardians). Previously looked after

children also includes those who appear (to the admission authority) to have been in state care outside of England and ceased to be in state care as a result of being adopted. A child is regarded as having been in state care outside of England if they were in the care of or were accommodated by a public authority, a religious organisation, or any other provider of care whose sole or main purpose is to benefit society.

(ii) Applicants will only be considered under this criterion if on the application form (online or paper) they have ticked the appropriate box explicitly indicating that they wish for their application to be considered under medical / social need. 'Medical need' does not include mild medical conditions, such as asthma or allergies. 'Social need' does not include a parent's wish that a child attends the school because of a child's aptitude or ability or because their friends attend the school or because of routine childminding arrangements. Priority will be given to those children whose evidence establishes that they have a demonstrable and significant need to attend a particular school. Equally this priority will apply to children whose evidence establishes that a family member's physical or mental health or social needs mean that they have a demonstrable and significant need to attend a particular school. Evidence must confirm the circumstances of the case and must set out why the child should attend a particular school and why no other school could meet the child's needs. Providing evidence does not guarantee that a child will be given priority at a particular school and in each case a decision will be made based on the merits of the case and whether the evidence demonstrates that a placement should be made at one school above any other.

(iii) 'Staff' includes all those on the payroll of the school who (specific to clause (1)) have been an employee continuously for two years at the time of application. 'Children of staff' refers to situations where the staff member is the natural parent, the legal guardian or a resident step parent.

(iv) A map of the school's catchment area can be viewed on the school's details page on the Hampshire County Council website [www.hants.gov.uk/educationandlearning/findaschool](http://www.hants.gov.uk/educationandlearning/findaschool).

(v) 'Sibling' refers to brother or sister, half-brother or half-sister, adoptive brother or adoptive sister, foster brother or foster sister, stepbrother or stepsister living as one family unit at the same address. It will also be applied to situations where a full, half or adoptive brother or sister are living at separate addresses. Criteria 4 and 6 include children who at the time of application have a sibling for whom the offer of a place at the preferred school has been accepted, even if the sibling is not yet attending.

(vi) 'Displaced' refers to a child who was refused a place at the catchment school in the normal admissions round having named it in the application and was not offered a higher named preference school. To identify the child's catchment school please use <https://maps.hants.gov.uk/SchoolCatchmentAreaFinder>. Note that some addresses are in catchment for more than one school and in this case, 'displaced' refers to a child who was refused a place at any of their catchment schools.

## **Tie-Breaker**

If the school is oversubscribed from within any of the above categories, straight line distance will be used to prioritise applications; applicants living nearer the school have priority. Distances will be measured from the Ordnance Survey home address point to the school address point using Hampshire County Council's Geographic Information Systems (GIS). Distances to multiple dwellings will give priority to the ground floor over the first floor and so on. On individual floors, distances will be measured to the stairs leading to the communal entrance. Where two or more applicants are equidistant, random allocation will be used to allocate the place. An explanation of the random allocation procedure is available on the County website. This method of prioritising admissions will also apply to any 'school specific' criterion unless otherwise stated in the school's brochure.

## **Additional Information**

### **Permanent Address**

The child's permanent residence is where they live, normally including weekends and during school holidays as well as during the week, and should be used for the application. The permanent address of children who spend part of their week with one parent and part with the other, at different addresses, will be the address at which they spend most of their time.

### **Multiple births**

Where a twin or child from a multiple birth is offered the last place available within the PAN, any further twin or child of the same multiple birth will also be offered a place, if the parents so wish, even though this may raise the number in the year group above the school's PAN.

### **Fair Access placements by the local authority**

Outside the normal admission round, it may sometimes be necessary for a pupil to be placed by the local authority, or a local placement panel acting on behalf of the authority, in a particular school even if there is a waiting list for admission. Such placements will be made in accordance with Hampshire County Council's Fair Access Protocol. The Protocol is based on legislation and government guidance.

### **Waiting lists**

Waiting lists will be established for each year group where more applications are received than places available. For main round admissions to Year 7, the waiting list will be maintained centrally by the local authority until 31 August 2023. At all other times, and for other year groups, waiting lists will be operated by schools on behalf of the local authority.

Any places that become available will be offered to the child at the top of the list on the day the place became available. The waiting list is ordered according to the criteria of the admission policy with no account being taken of the length of time on the waiting list or any priority order expressed as part of the main admission round. Fair Access admissions and school closure arrangements will take priority over the waiting list.

The waiting list will be reviewed and revised –

- each time a child is added to, or removed from, the waiting list;
- when a child's changed circumstances affect their priority;

For entry to Year 7, the waiting list will remain open until 31 August 2024, at which point all names will be removed. For all other year groups, waiting lists will remain open until 31 August of each year. Parents who want their child to be considered for a place at the school in the following school year must submit a new in-year application in the August preceding the new school year. Schools will send a decision letter within the first 10 days of the new term.

### **Admission of children outside their normal age group**

Parents may request that their child is admitted outside their normal age group. To do so, parents should include a request with their application, specifying why admission outside the normal age group is being requested and which year group they wish their child to be admitted. Decisions will be made based on the circumstances of the case and in the best interests of the child.

### **School specific criteria**

Governing bodies may apply to the Director of Children's Services to include in their school policy a criterion which they regard as essential if children are to be treated fairly in relation to clearly defined local conditions. The application will cover both the substance of the criterion and its position in the order of priorities. In the event of such applications, the Director of Children's Services will consult the Admission Forum and the criterion will then be determined by the Executive Lead Member for Children's Services. Any changes after such determination will be authorised by the Director of Children's Services in consultation with the Executive Lead Member. Any criterion agreed under this category must be published in the school prospectus with its position within the admission priorities clearly indicated.

### **School Closures**

In the event of a school closure, pupils from the closing school may be given priority for any school nominated as the receiving school. Specific arrangements will be determined by the Local Authority in accordance with the School Admissions Code and will be published at the time for the specific schools affected.

### **Legislation**

This policy takes account of all Equalities legislation, together with all relevant regulations and the School Admissions Code (published by the DfE in 2021).

This page is intentionally left blank

## Hampshire County Council's Admission Policy for Community All-through Schools 2023-2024

This policy will be used during 2022/23 for allocating places in the main admission round for entry to Year R and Year 7 in September 2023. It will also apply to in-year admissions during 2023/24. It does not apply to those being admitted to nursery provision.

All-through schools cater for children aged 4-16. Children in Year 6 of the primary phase will automatically transfer to Year 7 of the secondary phase without the need to apply for a place. Additional places are available for new pupils.

Hampshire County Council is the admission authority for all community and voluntary controlled schools. The admission arrangements are determined by the County Council, after statutory consultation.

The guiding principles of the school admissions policy are that each school should serve its local community; that siblings as far as possible can attend school together; and that children can benefit from continuity between schools serving the same community. The policy aims to be clear, fair, and objective and complies with all relevant legislation.

### Published Admission Number (PAN)

Each all-through school has a published admission number (PAN)<sup>1</sup> for entry to both Year R and Year 7.

The school will admit this number of children if there are sufficient applications. Where there are fewer applications than the published admission number, places will be offered to all applicants.

### Admissions Process

The deadline for applications to Year R is **midnight on 15 January 2023**.  
The deadline for applications to Year 7 is **midnight on 31 October 2022**.

The County Council will consider first all those applications received by the relevant deadline. **Notifications to parents offering a school place will be sent by the County Council on 17 April 2023 for Year R applicants and 1 March 2023 for Year 7 applicants.**

Applications received after the relevant deadline will be considered after all on-time applications have been fully processed unless exceptional circumstances merit consideration alongside on-time applications.

---

<sup>1</sup> The PAN applies to the relevant year\* only. For other year groups at the school, different admission limits may be applied. Please ask the school or local authority for details.

\* The relevant year is the age group at which pupils are or will normally be admitted to the school i.e. reception, year 3, year 7 and year 12 where the school admits external applicants to the sixth form (Section 142 of the SSFA 1998).

For the normal admission round, all preferences will be considered simultaneously and ranked in accordance with the admission criteria. If more than one school can offer a place, the parent's highest stated available preference will be allocated.

### **Pupils with an Education, Health and Care Plan**

Any child with an Education, Health and Care Plan naming the school will be admitted. Where possible such children will be admitted within the PAN.

### **Oversubscription criteria (primary)**

When the school is oversubscribed, after the admission of pupils with an Education, Health and Care plan naming the school, priority for admission will be given to children in the following order:

1. Looked after children or children who were previously looked after (*see definition i*).
2. (For applications in the normal admission round only) Children or families with an exceptional medical and/or social need (*see definition ii*). Supporting evidence from a professional is required such as a doctor and/or consultant for medical needs or a social worker, health visitor, housing officer, the police or probation officer for social needs. This evidence must confirm the child or family's medical or social need and why that need(s) makes it essential that the child attends this school rather than any other. If evidence is not submitted by the application deadline, the medical and/or social need cannot be considered.
3. Children of staff (*see definition iii*) who have, (1) been employed at the school for two or more years at the time at which the application for admission to the school is made, or (2) have been recruited to fill a vacant post for which there is a demonstrable skill shortage.
4. Children living **in** the catchment area (*see definition iv*) who at the time of application have a sibling (*see definition v*) on the roll of the school who will still be on roll at the time of admission. [See 6 for additional children who may be considered under this criterion.]
5. Other children living **in** the catchment area.
6. Children living **out** of the catchment area who at the time of application have a sibling (*see definition v*) on the roll of the school who will still be on roll at the time of admission. [Where a sibling was allocated a place at the school in the normal admission round in a previous year because the child was displaced (*see definition vi*) from the catchment school for their address, the application will be considered under 4, above, subject to the siblings still living in the catchment area for the school from which they were displaced. In future normal admissions rounds a younger sibling will be considered to have been displaced where they were allocated a place at the school under this criterion as a consequence of their elder sibling's displacement and are still living in the catchment area for the school from which they were displaced].
7. Other children.

### **Oversubscription criteria (secondary)**



When the school is oversubscribed, after the admission of pupils with an Education, Health and Care plan naming the school, priority for admission will be given to children in the following priority order:

1. Looked after children or children who were previously looked after (*see definition i*).
2. (For applications in the normal admission round only) Children or parents with an exceptional medical and social need (*see definition ii*). Evidence must be provided from a medical specialist or social worker, of the child or parent's need and why those needs make it essential that the child attends this school rather than any other. If evidence is not submitted by the application deadline, the medical or social needs cannot be considered.
3. Children of staff (*see definition iii*) who have, (1) been employed at the school for two or more years at the time at which the application for admission to the school is made, or (2) have been recruited to fill a vacant post for which there is a demonstrable skill shortage.
4. Children living **in** the catchment area (*see definition iv*) who at the time of application have a sibling (*see definition v*) on the roll of the school who will still be on roll at the time of admission. [See 6 for additional children who may be considered under this criterion.]
5. Other children living **in** the catchment area.
6. Children living **out** of the catchment area who at the time of application have a sibling (*see definition v*) on the roll of the school who will still be on roll at the time of admission. [Where a sibling was allocated a place at the school in the normal admission round in a previous year because the child was displaced (*see definition vi*) from the catchment school for their address, the application will be considered under 4, above, subject to the siblings still living in the catchment area for the school from which they were displaced. In future normal admissions rounds a younger sibling will be considered to have been displaced where they were allocated a place at the school under this criterion as a consequence of their elder sibling's displacement and are still living in the catchment area for the school from which they were displaced].
7. Children living **out** of the catchment area who at the time of application are on the roll of a linked junior or primary school.
8. Other children.

### **Definitions**

(i) Looked after children are defined as those who are (a) in the care of a local authority, or (b) being provided with accommodation by a local authority in the exercise of their social services functions (see the definition in section 22(1) of the Children Act 1989). Previously looked after children are those who were previously looked after but immediately after being looked after became subject to an adoption order, child arrangements order or special guardianship order. An adoption order is an order under section 46 of the Adoption and Children Act 2002 or section 12 of the Adoption Act 1976. A 'child arrangements order' is an order settling the arrangements to be made as to the person with whom the child is to live under Section 8 of the Children Act 1989 as amended by Section 14 of the Children and Families Act 2014. Section 14A of the Children Act 1989 defines a 'special guardianship order' as an order appointing one or more individuals to be a child's special guardian (or special guardians). Previously looked after children also includes those who appear (to the admission authority) to have been in state care outside of England and ceased to be in state care as a result of being adopted. A child is regarded as having been in state care outside of England if they were in the care of or were accommodated by a public authority, a religious organisation, or any other provider of care whose sole or main purpose is to benefit society.

(ii) Applicants will only be considered under this criterion if on the application form (online or paper) they have ticked the appropriate box explicitly indicating that they wish for their application to be considered under medical / social need. 'Medical need' does not include mild medical conditions, such as asthma or allergies. 'Social need' does not include a parent's wish that a child attends the school because of a child's aptitude or ability or because their friends attend the school or because of routine child-minding arrangements. Priority will be given to those children whose evidence establishes that they have a demonstrable and significant need to attend a particular school. Equally this priority will apply to children whose evidence establishes that a family member's physical or mental health or social needs mean that they have a demonstrable and significant need to attend a particular school. Evidence must confirm the circumstances of the case and must set out why the child should attend a particular school and why no other school could meet the child's needs. Providing evidence does not guarantee that a child will be given priority at a particular school and in each case a decision will be made based on the merits of the case and whether the evidence demonstrates that a placement should be made at one school above any other.

(iii) 'Staff' includes all those on the payroll of the school who (specific to clause (1)) have been an employee continuously for two years at the time of application. 'Children of staff' refers to situations where the staff member is the natural parent, the legal guardian or a resident step parent.

(iv) A map of the school's catchment area can be viewed on the school's details page on the Hampshire County Council website [www.hants.gov.uk/educationandlearning/findaschool](http://www.hants.gov.uk/educationandlearning/findaschool).

(v) 'Sibling' refers to brother or sister, half-brother or half-sister, adoptive brother or adoptive sister, foster brother or foster sister, stepbrother or stepsister living as one family unit at the same address. It will also be applied to situations where a full, half or adopted brother or sister are living at separate addresses. Categories 4 and 6 of the primary oversubscription criteria include children who at the time of application have a sibling for whom the offer of a place at the preferred school has been accepted, even if the sibling is not yet attending. Criteria 4 and 6 of the secondary oversubscription criteria include children who at the time of application have a sibling for whom the offer of a place at the preferred school has been accepted, even if the sibling is not yet attending.

(vi) 'Displaced' refers to a child who was refused a place at the catchment school in the normal admissions round having named it in the application and was not offered a higher named preference school. To identify the child's catchment school please use <https://maps.hants.gov.uk/SchoolCatchmentAreaFinder>. Note that some addresses are in catchment for more than one school and in this case, 'displaced' refers to a child who was refused a place at any of their catchment schools.

## **Tiebreaker**

If the school is oversubscribed from within any of the above categories, straight line distance will be used to prioritise applications; applicants living nearer the school have priority. Distances will be measured from the Ordnance Survey home address point to the school address point using Hampshire County Council's Geographic Information Systems (GIS). Distances to multiple dwellings will give priority to the ground floor over the first floor and so on. On individual floors, distances will be measured to the stairs leading to the communal entrance. Where two or more applicants are equidistant, random allocation will be used to allocate the place. An explanation of the random allocation procedure is available on the County website. This method of prioritising admissions will also apply to any 'school specific' criterion unless otherwise stated in the school's brochure.

## **Additional Information**

### **Permanent Address**

The child's permanent residence is where they live, normally including weekends and during school holidays as well as during the week and should be used for the application. The permanent address of children who spend part of their week with one parent and part with the other, at different addresses, will be the address at which they spend most of their time.

### **Multiple births**

Where a twin or child from a multiple birth is offered the last place available within the PAN, any further twin or child of the same multiple birth will also be offered a place, if the parents so wish, even though this may raise the number in the year group above the school's PAN.

### **Fair Access placements by the local authority**

Outside the normal admission round, it may sometimes be necessary for a pupil to be placed by the local authority, or a local placement panel acting on behalf of the authority, in a particular school even if there is a waiting list for admission. Such placements will be made in accordance with Hampshire County Council's Fair Access Protocol. The Protocol is based on legislation and government guidance.

### **Waiting lists**

Waiting lists will be established for each year group where more applications are received than places available. For main round admissions to Year R and Year 7, the waiting list will be maintained centrally by the local authority until 31 August 2023. At all other times, and for other year groups, waiting lists will be operated by schools on behalf of the local authority.

Any places that become available will be offered to the child at the top of the list on the day the place became available. The waiting list is ordered according to the criteria of the admission policy with no account being taken of the length of time on the waiting list or any priority order expressed as part of the main admission round. Fair Access admissions and school closure arrangements will take priority over the waiting list.

The waiting list will be reviewed and revised –

- each time a child is added to, or removed from, the waiting list;
- when a child's changed circumstances affect their priority;

For entry to Year R and Year 7, the waiting list will remain open until 31 August 2024, at which point all names will be removed. For all other year groups, waiting lists will remain open until 31 August of each year. Parents who want their child to be considered for a place at the school in the following school year must submit a new in-year application in the August preceding the new school year. Schools will send a decision letter within the first 10 days of the new term.

### **Starting school**

Pupils born between 1 September 2018 and 31 August 2019 (inclusive) are entitled to full-time schooling from September 2023. Parents can choose to defer their child's admission until later in the school year (but not beyond the start of the term after they reach compulsory school age). Children can also attend part-time until they reach compulsory school age. Parents must discuss their child's starting arrangements with the school once an offer has been secured.

Children with birthdays between:

- 1 September and 31 December 2018 (inclusive) reach compulsory school age on 31 December 2023, at the start of the spring term 2024.
- 1 January and 31 March 2019 (inclusive) reach compulsory school age on 31 March 2024, at the start of the summer term 2024.

- 1 April and 31 August 2019 (inclusive) reach compulsory school age on 31 August 2024, at the start of the new school year in September 2024.

Parents of summer born children (those born between 1 April and 31 August) who are particularly concerned about their child's readiness for school can request to delay their child's entry to Year R for an entire school year until September 2024. This is called decelerated admission. In making such a request, parents would be expected to state clearly why they felt decelerated admission to Year R was in their child's best interests. It is recommended that parents considering such a request contact the local authority in the autumn term 2022 to ensure that an informed decision is made. Guidance on decelerated admission for summer born children, including how to make a request, is available on the County website at [www.hants.gov.uk/ad-summerborn](http://www.hants.gov.uk/ad-summerborn).

### **Admission of children outside their normal age group**

Parents may request that their child is admitted outside their normal age group. To do so, parents should include a request with their application, specifying why admission outside the normal age group is being requested and which year group they wish their child to be admitted. Decisions will be made based on the circumstances of the case and in the best interests of the child.

### **School specific criteria**

Governing bodies may apply to the Director of Children's Services to include in their school policy a criterion which they regard as essential if children are to be treated fairly in relation to clearly defined local conditions. The application will cover both the substance of the criterion and its position in the order of priorities. In the event of such applications, the Director of Children's Services will consult the Admission Forum and the criterion will then be determined by the Executive Lead Member for Children's Services. Any changes after such determination will be authorised by the Director of Children's Services in consultation with the Executive Lead Member. Any criterion agreed under this category must be published in the school prospectus with its position within the admission priorities clearly indicated. It must be made clear that the criterion is school-specific.

### **School Closures**

In the event of a school closure, pupils from the closing school may be given priority for any school nominated as the receiving school. Specific arrangements will be determined by the Local Authority in accordance with the School Admissions Code and will be published at the time for the specific schools affected.

### **Legislation**

This policy takes account of all Equalities legislation, together with all relevant regulations and the School Admissions Code (published by the DfE in 2021).

## School specific criteria for 2023-2024

Indicates a proposed new or amended school specific criterion, effective from 1 September 2023

Indicates a school specific criterion that the LA is proposing to cease on 31 August 2022

Primary School	School Specific Criterion
Alver Valley Infant School	Out-catchment children attending the on-site, school run nursery have priority over other out-catchment children – criterion 7.
Anstey Junior School	Children who at the time of application attend Alton Infant School - criterion 4.
Botley CE Primary School	Out-catchment children living in the new housing developments at Boorley Park and Crows Nest Lane (previously part of Botley Primary School's catchment area), who have a sibling on roll at the school who was admitted prior to the catchment area change in Sept 2019, will be given 'catchment, sibling' priority. <i>Transitional arrangement in place up to and including for admissions in September 2024.</i>
Botley CE Primary School	Out-catchment children living on the North Whiteley housing development (formerly within the catchment area for Botley CE Primary School) with a sibling attending Botley CE Primary School (who was on roll prior to the catchment change in Sept 2023 and will still be on roll at the time of the child's admission), will be treated as in-catchment for admission up to and including September 2026.
Botley CE Primary School	Out-catchment children living on the Woodhouse Meadows housing development (formerly within the catchment area for Botley CE Primary School) with a sibling attending Botley CE Primary School (who was on roll prior to the catchment change in Sept 2023 and will still be on roll at the time of the child's admission), will be treated as in-catchment for admission up to and including September 2026.
Botley CE Primary School	Out-catchment children living in new housing on Boorley Gardens (formerly within the catchment area for Botley CE Primary School) with a sibling attending Botley CE Primary School (who was on roll prior to the catchment change in Sept 2023 and will still be on roll at the time of the child's admission), will be treated as in-catchment for admission up to and including September 2026.
Bramley CE Primary School	Out-catchment children living on the new housing at Redlands (previously in the catchment area for Bramley CE Primary School) with a sibling attending the school (who was on roll prior to the catchment change and will still be on roll at the time of the younger child's admission) will be given 'catchment, sibling' priority for admission. <i>Transitional arrangement in place up to and including for admissions in September 2026.</i>
Bursledon CE Infant School	Out-catchment children living new housing at Land East of Dodwell Lane (Latitude) (previously part of Bursledon CE Infant School's catchment area), who have a sibling who is attending the school or Bursledon Junior School and who was admitted to the school when their address was still within the catchment area prior to it changing in Sept 2019, will be treated as catchment siblings. <i>Transitional arrangement in place up to and including for admissions in September 2027.</i>
Bursledon CE Infant School	Out-catchment children living on land above the M27 (previously part of Bursledon CE Infant School's catchment area), who have a sibling who is attending the school or Bursledon Junior School and who was admitted to the school when their address was still within the catchment area prior to it changing in Sept 2021 will be treated as catchment siblings. <i>Transitional arrangement in place up to and including for admissions in September 2025.</i>
Bursledon Junior	Out-catchment children living on land above the M27 (previously part of Bursledon Junior School's catchment area), who have a sibling who is attending the school or Bursledon CE Infant

	School and who was admitted to the school when their address was still within the catchment area prior to it changing in Sept 2021, will be treated as catchment siblings. <i>Transitional arrangement in place up to and including for admissions in September 2024.</i>
Cadland Primary School	Children who at the time of application have a sibling at the school or Manor CE Infant School and who will still be on roll at the time of admission – criterion <b>4 &amp; 6</b>
Cupernham Junior School	Children who at the time of application attend Cupernham Infant School - criterion <b>4</b> .
Endeavour Primary School	Endeavour Primary is a dual site school. Distances are measured from the home address to the nearest school site.
Eling Infant School	Out-catchment children attending the on-site, school run nursery have priority over other out-catchment children – criterion <b>7</b> .
Fair Oak Infant School	Out-catchment children living in the new housing at Boorley Gardens (formerly within the catchment area for Fair Oak Infant School) with a sibling attending Fair Oak Infant School or Fair Oak Junior School (who was on roll prior to the catchment change in Sept 2023 and will still be on roll at the time of the child's admission), will be treated as in-catchment for admission up to and including September 2026.
Fair Oak Infant School	Out-catchment children living in the new housing development at One Horton Heath (formerly within the catchment area for Fair Oak Infant School) with a sibling attending Fair Oak Infant School or Fair Oak Junior School (who was on roll prior to the catchment change in Sept 2023 and will still be on roll at the time of the child's admission), will be treated as in-catchment for admission up to and including September 2026.
Fair Oak Junior School	Out-catchment children living in the new housing at Boorley Gardens (formerly within the catchment area for Fair Oak Junior School) with a sibling attending Fair Oak Junior School or Fair Oak Infant School (who was on roll prior to the catchment change in Sept 2023 and will still be on roll at the time of the child's admission), will be treated as in-catchment for admission up to and including September 2026.
Fair Oak Junior School	Out-catchment children living in the new housing development at One Horton Heath (formerly within the catchment area for Fair Oak Junior School) with a sibling attending Fair Oak Junior School or Fair Oak Infant School (who was on roll prior to the catchment change in Sept 2023 and will still be on roll at the time of the child's admission), will be treated as in-catchment for admission up to and including September 2026.
Fleet Infant School	In-catchment children living north of the railway line have priority over other in-catchment applicants (distance).
Haselworth Primary School	Out-catchment children living in Leep Lane, The Haven and north of Clayhall Road (previously part of Haselworth Primary School's catchment area), who have a sibling who is attending the school and who was admitted to the school when their address was still within the catchment area prior to it changing in Sept 2019, will be treated as catchment siblings. <i>Transitional arrangement in place up to and including for admissions in September 2024.</i>
Hatch Warren Junior School	Children who at the time of application attend Hatch Warren Infant School – criterion <b>4</b> .
Hiltingbury Junior School	Children living in the catchment area of Hiltingbury Junior School who at the time of application are on the roll of Hiltingbury Infant School. – Criterion <b>6</b>
Lymington Junior School	Children living in the catchment area who at the time of application attend Lymington CE Infant School – criterion <b>6</b> .
Medstead CE Primary School	Out-catchment children living within the wider parish of Medstead on the eastern side of Boyneswood Road (commencing from the railway bridge) and the cul-de-sacs, to be given priority over other out-catchment children without relevant siblings.
Merdon Junior School	Children living in the catchment area who at the time of application attend Chandlers Ford Infant School – criterion <b>6</b> .

Nightingale Primary School	Out-catchment children living on the North Stoneham Park development or in the area south of Chestnut Avenue (which was previously part of Nightingale Primary School's catchment area), who have a sibling who will still be attending the school in September 2020 and who was admitted to the school when their address was still within the catchment area, will be treated as catchment siblings. <i>Transitional arrangement in place up to and including for admissions in September 2026.</i>
North Baddesley Junior School	Children who at the time of application attend North Baddesley Infant School – criterion 4.
North Waltham Primary School	Out-catchment children living in the new housing at Hounsme Fields and Kennel Farm (part of North Waltham Primary School's catchment area prior to Sept 2019), who have a sibling on roll prior to the catchment area changing in Sept 2019 and who will still be on roll at the time of the child's admission, will be treated as 'catchment siblings'. <i>Transitional arrangement in place up to and including for admissions in September 2024.</i>
Padnell Junior School	Children who at the time of application attend Padnell Infant School – criterion 4.
Parsonage Farm Nursery & Infant School	Criterion 6 gives priority to children living out of catchment who have a sibling on the roll of the school over out-catchment children with siblings on roll at the linked schools Cove & Guillemont (criterion 7)
Portway Junior School	Children who at the time of application attend Portway Infant School – criterion 4.
Purbrook Junior School	Children living in the catchment who at the time of application attend Purbrook Infant School – criterion 6.
Ringwood Junior School	Measurement by "walking distance".
Rownhams St John CE Primary School	CTE – Churches Together in England – criteria 5 & 10.
Sarisbury Infant School	Out-catchment children living in the Greenaway Lane development (formerly within the catchment area for Sarisbury Infant School) with a sibling attending Sarisbury Infant School or Sarisbury CE Junior School (who was on roll prior to the catchment change in Sept 2023 and will still be on roll at the time of the child's admission), will be treated as in-catchment for admission up to and including September 2026.
Sarisbury Infant School	Out-catchment children living in the North Whiteley development (formerly within the catchment area for Sarisbury Infant School with a sibling attending Sarisbury Infant School or Sarisbury CE Junior School (who was on roll prior to the catchment change in Sept 2023 and will still be on roll at the time of the child's admission), will be treated as in-catchment, for admission up to and including September 2026.
Sarisbury CE Junior School	Children living in the catchment who at the time of application attend Sarisbury Infant School – criterion 5 (in addition to displaced children).
Sarisbury CE Junior School	Out-catchment children living in the Greenaway Lane development (formerly within the catchment area for Sarisbury CE Junior School) with a sibling attending Sarisbury CE Junior School or Sarisbury Infant School (who was on roll prior to the catchment change in Sept 2023 and will still be on roll at the time of the child's admission), will be treated as in-catchment, for admission up to and including September 2026.
Sarisbury CE Junior School	Out-catchment children living in the North Whiteley development (formerly within the catchment area for Sarisbury CE Junior School) with a sibling attending Sarisbury CE Junior School or Sarisbury Infant School (who was on roll prior to the catchment change in Sept 2023 and will still be on roll at the time of the child's admission), will be treated as in-catchment, for admission up to and including September 2026.
Sherborne St John CE Primary School	Out-catchment children living in the Razors Farm development (previously within the catchment area for Sherborne St John CE Primary School), who have a sibling attending Sherborne St John CE Primary School (who was on roll prior to the catchment change and will still be on roll at the time of the younger child's admission), will be treated as catchment siblings. <i>Transitional arrangement in place up to and including for admissions in September 2023</i>



	Out-catchment children living in the Cufade Farm development (previously within the catchment area for Sherborne St John CE Primary School), who have a sibling attending Sherborne St John CE Primary School (who was on roll prior to the catchment change and will still be on roll at the time of the younger child's admission), will be given catchment sibling priority for admission. <i>Transitional arrangement in place up to and including for admissions in September 2026.</i>
St James' CE Primary School, Emsworth	Children of parents who are active members of the following churches: Emsworth Methodist Church, Emsworth Baptist Church, Waterside United Reformed Church, Emsworth St Thomas' Catholic Church, Emsworth New Life Church – criteria <b>5 &amp; 10</b>
St John the Baptist CE Primary School, Titchfield	Applications from children living in the catchment area of Whiteley Primary School will have catchment status for the purposes of home to school transport entitlement. CTE – Churches Together in England – criteria <b>6 &amp; 10</b> .
St Michael's CE Junior School	Children who at the time of application attend St Michael's CE Infant School – criterion 4.
Velmead Junior School	Children who at the time of application attend Fleet Infant School – criterion <b>5</b> – after the criterion for children living in catchment with a sibling attending the school.
	In-catchment children living north of the railway line have priority over other in-catchment applicants (distance) – criterion <b>6</b> .
Westfields Junior School	Children who at the time of application attend Westfields Infant School – criterion <b>4</b> .

<b>Secondary School</b>	<b>School Specific Criterion</b>
Brookfield Community School	Out-catchment children living on the North Whiteley development (formerly within the catchment area for Brookfield Community School) with a sibling attending Brookfield Community School (who was on roll prior to the catchment change in Sept 2023 and will still be on roll at the time of the child's admission), will be treated as in-catchment for admission up to and including September 2026.
Cranbourne School	For children living within Oakley and surrounding district of the catchment area*, the distance will be measured as a straight line from home to the nearest college bus stop. The designated bus pick up points are Newfound: The Fox, East Oakley: Avon Road/Itchen Close, Marlborough Gardens, Oakley Lane, Croft Road, St John's Piece West, Pack Lane / Lightsfield and Oakley: Oakley Primary Schools, Oakley Pond, Hill Road/Barn Lane, Hill Road/St John's Road, Breach Farm Turn. (*Please contact the college to view a map of the surrounding area.) and;  For children living in the former Fort Hill catchment area, distances are measured as a straight line from the home address to the former Fort Hill School address point.
Crestwood Community School	Crestwood is a dual site school. Distances will be measured from the home address to the nearest school site.
The Hamble School	Out-catchment children living on land east of Dodwell Lane (Latitude) (formerly in the catchment area for The Hamble School) who have a sibling on roll at the school who was admitted prior to the catchment area changing in September 2020 and who will still be on roll at the time of their admission, will be given 'catchment, sibling' priority up to and included for admission in September 2024.
The Hamble School	Out-catchment children living on an area of land north of the M27 (previously in the catchment area for The Hamble School) who have a sibling at the school who were admitted when their address was still in the catchment area for The Hamble School prior to it changing in September 2021 and who will still be on roll at the time of the younger



	sibling's admission, will be given 'catchment, sibling' priority. <i>Transitional arrangement in place up to and including for admissions in September 2025.</i>
Swanmore College	Out-catchment children attending Hambledon Primary School have linked school priority <i>(N.B. Hambledon Primary does not share any of its catchment area with Swanmore College of Technology. For home to school transport purposes therefore, children living in the catchment area for Hambledon Primary School will not qualify for assistance with transport to Swanmore)</i>
The Vyne Community School	For children living in the Chineham detached catchment area, distances are measured the home address to the main bus stop on Mattock Way.
The Wavell School	Distances for out-catchment children are measured from the home address to the catchment area boundary.

This page is intentionally left blank

## Annexe G

District	DfE no.	Status	SCHOOL	2023 PAN	SEN DETAILS	COMMENTS
Basingstoke & Deane	2321	Community	CASTLE HILL INFANT SCHOOL	60		
Basingstoke & Deane	2272	Community	CASTLE HILL PRIMARY SCHOOL	YrR 60 Yr3 60		
Basingstoke & Deane	2344	Community	CHALK RIDGE PRIMARY SCHOOL	60		
Basingstoke & Deane	3199	Community	CHILTERN PRIMARY SCHOOL	30		
Basingstoke & Deane	2041	Community	CLIDDESSEN PRIMARY SCHOOL	17		
Basingstoke & Deane	2727	Community	FAIRFIELDS PRIMARY SCHOOL	60		
Basingstoke & Deane	2749	Community	FOUR LANES COMMUNITY JUNIOR	90		
Basingstoke & Deane	2392	Community	FOUR LANES INFANT SCHOOL	90		
Basingstoke & Deane	2011	Community	GREAT BINFIELDS PRIMARY SCHOOL	60	(including 2 places for children with an Education, Health and Care Plan admitted to the specialist SEN unit)	
Basingstoke & Deane	2470	Community	HATCH WARREN INFANT SCHOOL	90		
Basingstoke & Deane	2761	Community	HATCH WARREN JUNIOR SCHOOL	90		
Basingstoke & Deane	2316	Community	KEMPSHOTT INFANT SCHOOL	90		
Basingstoke & Deane	2286	Community	KEMPSHOTT JUNIOR SCHOOL	96		
Basingstoke & Deane	2725	Community	KING'S FURLONG INFANT SCHOOL	60		
Basingstoke & Deane	2726	Community	KING'S FURLONG JUNIOR SCHOOL	60		
Basingstoke & Deane	2341	Community	MANOR FIELD INFANT SCHOOL	60		
Basingstoke & Deane	2285	Community	MANOR FIELD JUNIOR SCHOOL	60		
Basingstoke & Deane	2298	Community	MARNEL COMMUNITY INFANT SCHOOL	120		
Basingstoke & Deane	2287	Community	MARNEL JUNIOR SCHOOL	120		
Basingstoke & Deane	2271	Community	MERTON INFANT SCHOOL	60		
Basingstoke & Deane	2268	Community	MERTON JUNIOR SCHOOL	60		

## Annexe G

Basingstoke & Deane	2148	Community	NORTH WALTHAM PRIMARY SCHOOL	24		
Basingstoke & Deane	3120	CofE Control	OAKLEY C of E JUNIOR SCHOOL	67		
Basingstoke & Deane	2328	Community	OAKLEY INFANT SCHOOL	60		
Basingstoke & Deane	2012	Community	OAKRIDGE INFANT SCHOOL	90		
Basingstoke & Deane	2227	Community	OAKRIDGE JUNIOR SCHOOL	90		
Basingstoke & Deane	2319	Community	OLD BASING INFANT SCHOOL	90		
Basingstoke & Deane	2732	Community	PARK VIEW PRIMARY SCHOOL	60	(including 2 places for children with an Education, Health and Care Plan admitted to specialist SEN unit)	
Basingstoke & Deane	2320	Community	RUCSTALL PRIMARY SCHOOL	30		
Basingstoke & Deane	3144	CofE Control	SHERBORNE ST JOHN C OF E PRIM	17		
Basingstoke & Deane	2228	Community	SOUTH VIEW INFANT SCHOOL	60	(plus 7 places for children with an Education, Health and Care plan admitted to specialist SEN unit - 4 x SLCN, 3 x MLD)	Increase from 4 to 7 unit places due to new resourced provision for children with MLD.
Basingstoke & Deane	2013	Community	SOUTH VIEW JUNIOR SCHOOL	60	(plus 7 places for children with an Education, Health and Care plan admitted to specialist SEN unit - 4 x SLCN, 3 x MLD)	Increase from 4 to 7 unit places due to new resourced provision for children with MLD.
Basingstoke & Deane	2223	Community	WINKLEBURY INFANT SCHOOL	60		
Basingstoke & Deane	2008	Community	WINKLEBURY JUNIOR SCHOOL	60		
Basingstoke & Deane	2119	Community	ASHFORD HILL PRIMARY SCHOOL	20		
Basingstoke & Deane	2026	Community	BURGHCLERE PRIMARY SCHOOL	17		
Basingstoke & Deane	3050	CofE Control	ECCHINSWELL AND SYDMONTON	15		
Basingstoke & Deane	3088	CofE Control	KINGSCLERE C of E PRIMARY SCHOOL	35		REDUCTION from 40 to 35.
Basingstoke & Deane	3177	CofE Control	ST THOMAS' C of E INFANT SCHOOL	45		
Basingstoke & Deane	2384	Community	WOOLTON HILL JUNIOR SCHOOL	45		

## Annexe G

Basingstoke & Deane	2315	Community	BISHOPSWOOD INFANT SCHOOL	60		
Basingstoke & Deane	2283	Community	BISHOPSWOOD JUNIOR SCHOOL	60		
Basingstoke & Deane	3022	CofE Contro	BRAMLEY C of E PRIMARY SCHOOL	60		
Basingstoke & Deane	3669	Community	BURNHAM COPSE PRIMARY SCHO	45		
Basingstoke & Deane	2190	Community	TADLEY COMMUNITY PRIMARY SC	30		REDUCTION from 45 to 30.
Basingstoke & Deane	3009	CofE Contro	BARTON STACEY C of E PRIMARY S	17		
Basingstoke & Deane	3119	CofE Contro	OVERTON C of E PRIMARY SCHO	60		
Basingstoke & Deane	2180	Community	ST MARY BOURNE PRIMARY SCHO	20		
Basingstoke & Deane	3170	CofE Contro	WHITCHURCH C of E PRIMARY SC	60		
East Hampshire	2000	Community	ALTON INFANT SCHOOL	60		
East Hampshire	2001	Community	ANSTEY JUNIOR SCHOOL	64		
East Hampshire	3023	CofE Contro	BENTLEY C of E PRIMARY SCHOOL	30		
East Hampshire	3012	CofE Contro	BINSTED C of E PRIMARY SCHOOL	14		
East Hampshire	3029	CofE Contro	CHAWTON C of E PRIMARY SCHO	15		
East Hampshire	3101	CofE Contro	MEDSTEAD C of E PRIMARY SCHO	30	(plus 2 places for children with an Education, Health and Care plan admitted to specialist SEN unit)	
East Hampshire	3196	CofE Contro	ROWLEDGE C of E PRIMARY SCHO	30		
East Hampshire	3001	CofE Contro	SAINT LAWRENCE C of E PRIMARY	30		
East Hampshire	2300	Community	THE BUTTS PRIMARY SCHOOL	60		
East Hampshire	2243	Community	WOOTEY INFANT SCHOOL	60		
East Hampshire	2317	Community	WOOTEY JUNIOR SCHOOL	60		
East Hampshire	2022	Community	BORDON INFANT SCHOOL	60		
East Hampshire	3067	CofE Contro	GRAYSHOTT C of E PRIMARY SCH	30		
East Hampshire	2086	Community	GREATHAM PRIMARY SCHOOL	30		
East Hampshire	3183	CofE Contro	LIPHOOK C of E JUNIOR SCHOOL	90		
East Hampshire	2342	Community	LIPHOOK INFANT SCHOOL	90		

## Annexe G

East Hampshire	2291	Community	LISS INFANT SCHOOL	60	(including 3 places for children with an Education, Health and Care plan admitted to specialist SEN unit)	Addition of unit places.
East Hampshire	2127	Community	LISS JUNIOR SCHOOL	65	(including 3 places for children with an Education, Health and Care plan admitted to specialist SEN unit)	Increase from 2 to 3 unit places.
East Hampshire	2753	Community	WOODLEA PRIMARY SCHOOL	30		
East Hampshire	3027	CofE Contro	CATHERINGTON C of E INFANT S	30		
East Hampshire	2040	Community	CLANFIELD JUNIOR SCHOOL	90		
East Hampshire	3081	CofE Contro	HORNDEAN C of E JUNIOR SCHOO	128		
East Hampshire	2239	Community	HORNDEAN INFANT SCHOOL	90		
East Hampshire	2214	Community	PADNELL INFANT SCHOOL	90		
East Hampshire	2213	Community	PADNELL JUNIOR SCHOOL	90		
East Hampshire	2357	Community	PETERSGATE INFANT SCHOOL	90		
East Hampshire	3136	CofE Contro	ROWLANDS CASTLE ST JOHNS C o	30		
East Hampshire	2027	Community	BURITON PRIMARY SCHOOL	15		
East Hampshire	3046	CofE Contro	EAST MEON C of E PRIMARY SCHOO	13		
East Hampshire	3062	CofE Contro	FROXFIELD C of E PRIMARY SCHOO	15		
East Hampshire	2170	Community	HERNE JUNIOR SCHOOL	120		
East Hampshire	2125	Community	LANGRISH PRIMARY SCHOOL	30		
East Hampshire	2162	Community	PETERSFIELD INFANT SCHOOL	120		
East Hampshire	2181	Community	SHEET PRIMARY SCHOOL	16		
East Hampshire	3150	CofE Contro	STEEP C of E PRIMARY SCHOOL	15		
East Hampshire	3168	CofE Contro	WEST MEON C of E PRIMARY SCHOO	12		
Eastleigh	2033	Community	CHANDLER'S FORD INFANT SCHOO	60		
Eastleigh	2217	Community	FRYERN INFANT SCHOOL	60		
Eastleigh	2056	Community	FRYERN JUNIOR SCHOOL	60		

## Annexe G

Eastleigh	2237	Community	HILTINGBURY INFANT SCHOOL	<b>88</b>	(plus 2 places for children with an Education, Health and Care plan admitted to specialist SEN unit)	
Eastleigh	2274	Community	HILTINGBURY JUNIOR SCHOOL	<b>96</b>	(including 2 places for children with an Education, Health and Care plan admitted to specialist SEN unit)	
Eastleigh	2009	Community	KNIGHTWOOD PRIMARY SCHOOL	<b>60</b>		
Eastleigh	2034	Community	MERDON JUNIOR SCHOOL	<b>64</b>		
Eastleigh	3118	CofE Contro	OTTERBOURNE C of E PRIMARY SC	<b>30</b>		
Eastleigh	2322	Community	SCANTABOUT PRIMARY SCHOOL	<b>30</b>		
Eastleigh	2061	Community	THE CRESCENT PRIMARY SCHOOL	<b>90</b>		
Eastleigh	2062	Community	CHERBOURG PRIMARY SCHOOL	<b>54</b>	(including one place for a child with an Education, Health and Care Plan admitted to the specialist SEN unit)	
Eastleigh	2763	Community	NIGHTINGALE PRIMARY SCHOOL	<b>60</b>		
Eastleigh	2387	Community	NORWOOD PRIMARY SCHOOL	<b>60</b>		
Eastleigh	2063	Community	SHAKESPEARE INFANT SCHOOL	<b>90</b>		
Eastleigh	2377	Community	SHAKESPEARE JUNIOR SCHOOL	<b>90</b>	(including 2 places for children with an Education, Health and Care plan admitted to specialist SEN unit)	
Eastleigh	3040	CofE Contro	DURLEY C of E PRIMARY SCHOOL	<b>20</b>		
Eastleigh	2071	Community	FAIR OAK INFANT SCHOOL	<b>120</b>		
Eastleigh	2263	Community	FAIR OAK JUNIOR SCHOOL	<b>150</b>		
Eastleigh	2018	Community	STOKE PARK INFANT SCHOOL	<b>90</b>	(including one place for a child with an Education, Health and Care plan admitted to specialist SEN unit)	

## Annexe G

Eastleigh	2030	Community	STOKE PARK JUNIOR SCHOOL	96	(including one place for a child with an Education, Health and Care plan admitted to specialist SEN unit)	
Eastleigh	3020	CofE Contro	BURSLEDON C of E INFANT SCHO	90		
Eastleigh	2304	Community	BURSLEDON JUNIOR SCHOOL	90		
Eastleigh	2091	Community	HAMBLE PRIMARY SCHOOL	45		
Eastleigh	2373	Community	NETLEY ABBEY INFANT SCHOOL	90		
Eastleigh	2348	Community	NETLEY ABBEY JUNIOR SCHOOL	90		
Eastleigh	2752	Community	BERRYWOOD PRIMARY SCHOOL	90		
Eastleigh	3014	CofE Contro	BOTLEY C of E PRIMARY SCHOOL	45		
Eastleigh	2047	Community	CURDRIDGE PRIMARY SCHOOL	17		
Eastleigh	2115	Community	FREGGROUNDS INFANT SCHOOL	90		
Eastleigh	2267	Community	FREGGROUNDS JUNIOR SCHOOL	90		
Eastleigh	2347	Community	KINGS COPSE PRIMARY SCHOOL	30	(including 2 places for children with an Education, Health and Care plan admitted to specialist SEN unit)	REDUCTION from 45 to 30.
Eastleigh	3184	CofE Contro	SAINT JAMES' C of E PRIMARY SCH	90		
Eastleigh	2224	Community	SHAMBLEHURST PRIMARY SCHOOL	60		
Eastleigh	2722	Community	WELLSTEAD PRIMARY SCHOOL	60		
Fareham	2395	Community	CASTLE PRIMARY SCHOOL	60		
Fareham	2216	Community	CROFTON ANNE DALE INFANT SC	90		
Fareham	2049	Community	CROFTON ANNE DALE JUNIOR SC	96		
Fareham	2276	Community	CROFTON HAMMOND INFANT SC	60		
Fareham	2345	Community	CROFTON HAMMOND JUNIOR SC	62		
Fareham	2252	Community	HARRISON PRIMARY SCHOOL	90		
Fareham	2309	Community	NORTHERN INFANT SCHOOL	60		
Fareham	2161	Community	NORTHERN JUNIOR COMMUNITY	60		



## Annexe G

Fareham	2306	Community	RANVILLES INFANT SCHOOL	60		
Fareham	2289	Community	RANVILLES JUNIOR SCHOOL	68		
Fareham	2388	Community	RED BARN COMMUNITY PRIMARY	30		
Fareham	2074	Community	REDLANDS PRIMARY SCHOOL	45		
Fareham	2069	Community	UPLANDS PRIMARY SCHOOL	45		
Fareham	2076	Community	WALLISDEAN INFANT SCHOOL	60		
Fareham	2067	Community	WALLISDEAN JUNIOR SCHOOL	60		
Fareham	2168	Community	WICOR PRIMARY SCHOOL	60		
Fareham	2249	Community	LOCKS HEATH INFANT SCHOOL	90		REDUCTION from 120 to 90
Fareham	2128	Community	LOCKS HEATH JUNIOR SCHOOL	128		
Fareham	2717	Community	ORCHARD LEA INFANT SCHOOL	60		
Fareham	2718	Community	ORCHARD LEA JUNIOR SCHOOL	64		
Fareham	2313	Community	PARK GATE PRIMARY SCHOOL	60		
Fareham	3142	CofE Control	SARISBURY C of E JUNIOR SCHOOL	90		
Fareham	2282	Community	SARISBURY INFANT SCHOOL	90		
Fareham	3095	CofE Control	ST JOHN THE BAPTIST C of E PRIMARY	60		
Fareham	2193	Community	TITCHFIELD PRIMARY SCHOOL	30		
Fareham	2778	Community	WHITELEY PRIMARY SCHOOL	90		
Fleet	2339	Community	VELMEAD JUNIOR SCHOOL	96		
Fleet	3213	CofE Control	WHITEWATER C of E PRIMARY SCH	20		
Gosport	2623	Community	ALVER VALLEY INFANT & NURSERY	60		
Gosport	2621	Community	ALVER VALLEY JUNIOR SCHOOL	60		
Gosport	2618	Community	ALVERSTOKE COMMUNITY INFAN	60		
Gosport	2776	Community	BEDENHAM PRIMARY SCHOOL	30	(plus 2 places for children with an Education, Health and Care plan admitted to specialist SEN unit)	Addition of unit places
Gosport	2627	Community	BROCKHURST PRIMARY SCHOOL	60		

## Annexe G

Gosport	2607	Community	ELSON INFANT SCHOOL	90		
Gosport	2606	Community	ELSON JUNIOR SCHOOL	90		
Gosport	2625	Community	GOMER INFANT SCHOOL	60		
Gosport	2620	Community	GRANGE INFANT SCHOOL	60		REDUCTION from 75 to 60
Gosport	2619	Community	GRANGE JUNIOR SCHOOL	75		
Gosport	2612	Community	HASELWORTH PRIMARY SCHOOL	20		
Gosport	2777	Community	HOLBROOK PRIMARY SCHOOL	30	(plus 4 places for children with an Education, Health and Care plan admitted to specialist SEN unit)	Increase in unit places from 2 to 4
Gosport	2630	Community	LEE-ON-THE-SOLENT INFANT SCH	90		
Gosport	2610	Community	LEE-ON-THE-SOLENT JUNIOR SCH	90		
Gosport	3191	CofE Contro	LEESLAND C of E INFANT SCHOO	60		REDUCTION from 90 to 60
Gosport	3190	CofE Contro	LEESLAND C of E JUNIOR SCHOOL	90		
Gosport	3192	CofE Contro	NEWTOWN C of E PRIMARY SCH	60		
Gosport	2622	Community	PEEL COMMON INFANT SCHOOL	60		
Gosport	2624	Community	PEEL COMMON JUNIOR SCHOOL	60		
Gosport	2617	Community	ROWNER INFANT SCHOOL	60		
Gosport	2613	Community	WOODCOT PRIMARY SCHOOL	30		
Hart	2229	Community	CHURCH CROOKHAM JUNIOR SC	150		
Hart	2046	Community	CRONDALL PRIMARY SCHOOL	30		
Hart	2015	Community	ELVETHAM HEATH PRIMARY SCH	90		
Hart	2270	Community	FLEET INFANT SCHOOL	90		
Hart	2269	Community	HEATHERSIDE INFANT SCHOOL	90		REDUCTION from 100 to 90
Hart	2278	Community	HEATHERSIDE JUNIOR SCHOOL	96		
Hart	2324	Community	TAVISTOCK INFANT SCHOOL	60		REDUCTION from 90 to 60
Hart	2290	Community	TWESELDOWN INFANT SCHOOL	120		

## Annexe G

Hart	2155	Community	BURYFIELDS INFANT SCHOOL	60		REDUCTION from 70 to 60
Hart	2376	Community	GREENFIELDS JUNIOR SCHOOL	90		
Hart	2723	Community	HOOK INFANT SCHOOL	120		
Hart	2325	Community	HOOK JUNIOR SCHOOL	120		
Hart	3096	CofE Contro	LONG SUTTON C of E PRIMARY SC	20		
Hart	2383	Community	MAYHILL JUNIOR SCHOOL	65		
Hart	2094	Community	OAKWOOD INFANT SCHOOL	60		REDUCTION from 90 to 60
Hart	3671	CofE Contro	CRANFORD PARK CE PRIMARY SC	30		
Hart	2238	Community	FROGMORE INFANT SCHOOL	60		
Hart	2389	Community	NEWLANDS PRIMARY SCHOOL	30		
Hart	2346	Community	POTLEY HILL PRIMARY SCHOOL	30		
Hart	2257	Community	WESTFIELDS INFANT SCHOOL	90		
Hart	2242	Community	WESTFIELDS JUNIOR SCHOOL	90		
Havant	2107	Community	BARNCROFT PRIMARY SCHOOL	60		
Havant	2396	Community	BIDBURY INFANT SCHOOL	60		
Havant	2336	Community	BIDBURY JUNIOR SCHOOL	60		
Havant	2116	Community	BOSMERE JUNIOR SCHOOL	90		
Havant	2767	Community	EMSWORTH PRIMARY SCHOOL	60		
Havant	2095	Community	FAIRFIELD INFANT SCHOOL	90		
Havant	2246	Community	MENGHAM INFANT SCHOOL	60		
Havant	2335	Community	MENGHAM JUNIOR SCHOOL	60		
Havant	2106	Community	MILL RYTHE JUNIOR SCHOOL	90		
Havant	2101	Community	RIDERS INFANT SCHOOL	60		
Havant	2100	Community	RIDERS JUNIOR SCHOOL	90		
Havant	2020	Community	SHARPS COPSE PRIMARY SCHOOL	45		
Havant	3052	CofE Contro	ST JAMES C of E PRIMARY SCHOOL	30		

## Annexe G

Havant	2104	Community	TROSNANT INFANT SCHOOL	60		
					(including 2 places for children with an Education, Health and Care plan admitted to specialist SEN unit)	
Havant	2103	Community	TROSNANT JUNIOR SCHOOL	60		
Havant	2054	Community	DENMEAD INFANT SCHOOL	90		
Havant	2323	Community	DENMEAD JUNIOR SCHOOL	90		
Havant	2092	Community	HAMBLEDON PRIMARY SCHOOL	15		
Havant	2215	Community	HART PLAIN INFANT SCHOOL	60		
Havant	2740	Community	HART PLAIN JUNIOR SCHOOL	60		
Havant	2775	Community	MILL HILL PRIMARY SCHOOL	30		
					(including 2 places for children with an Education, Health and Care Plan admitted to the school's specialist SEN unit for Speech Language and Communication Needs (SLCN). A further 10 places are available across Early Years and Key Stage 1 for children with an Education, Health and Care Plan admitted to the Development and Assessment Resourced Provision (DARP).	
Havant	2774	Community	MORELANDS PRIMARY SCHOOL	45		
Havant	2167	Community	PURBROOK INFANT SCHOOL	90		
Havant	2297	Community	PURBROOK JUNIOR SCHOOL	96		
Havant	2750	Community	QUEENS INCLOSURE PRIMARY SCH	60		
Havant	2169	Community	SPRINGWOOD INFANT SCHOOL	60		
Havant	2361	Community	SPRINGWOOD JUNIOR SCHOOL	60		
Havant	3670	Community	WOODCROFT PRIMARY SCHOOL	30		

## Annexe G

New Forest	3667	Community	CADLAND PRIMARY	50	(An additional 22 children can be admitted at Year 3.)	
New Forest	2113	Community	HYTHE PRIMARY SCHOOL	45		
New Forest	2042	CofE Contro	MANOR CE INFANT SCHOOL	30		
New Forest	3100	CofE Contro	MARCHWOOD C E INFANT SCHO	60		REDUCTION from 90 to 60
New Forest	2378	Community	MARCHWOOD JUNIOR SCHOOL	90		
New Forest	2230	Community	ORCHARD INFANT SCHOOL	90		
New Forest	2248	Community	ORCHARD JUNIOR SCHOOL	90		
New Forest	2089	Community	WATERSIDE PRIMARY SCHOOL	30		
New Forest	2057	Community	WILDGROUND INFANT SCHOOL	60	(including 4 places for a child with an Education, Health and Care plan admitted to specialist SEN unit)	Increase from 1 to 4 unit places
New Forest	2005	Community	ASHLEY INFANT SCHOOL	65	(including 8 places for children with an Education, Health and Care plan admitted to specialist SEN unit)	Increase from 5 to 8 unit places
New Forest	2014	Community	BEAULIEU VILLAGE PRIMARY SCHO	17		
New Forest	3019	CofE Contro	BROCKENHURST C of E PRIMARY	30		
New Forest	2332	Community	LYMINGTON JUNIOR SCHOOL	64		
New Forest	2137	Community	NEW MILTON INFANT SCHOOL	90		
New Forest	2140	Community	NEW MILTON JUNIOR SCHOOL	93		
New Forest	3124	CofE Contro	PENNINGTON C of E JUNIOR SCHO	30	(plus 2 children with an Education Health and Care Plan admitted to the specialist SEN unit)	Addition of 2 unit places.
New Forest	2241	Community	PENNINGTON INFANT SCHOOL	30		
New Forest	3146	CofE Contro	SOUTH BADDESLEY C of E PRIMAR	22		
New Forest	3149	CofE Contro	ST LUKE'S C of E PRIMARY SCHOOL	30		

## Annexe G

					Education, Health and Care Plan admitted to either of the two specialist SEN units: one of which admits 8 children across Years 3 to 6 with severe and Moderate learning difficulties and one that admits 8 children across Years R – 6 with complex social communication difficulties)	
New Forest	2111	Community	TIPTOE PRIMARY SCHOOL	17		
New Forest	3018	CofE Control	BREAMORE C of E PRIMARY SCHOOL	17		
New Forest	2028	Community	BURLEY PRIMARY SCHOOL	16		
New Forest	2372	Community	FORDINGBRIDGE INFANT SCHOOL	60		
New Forest	2367	Community	FORDINGBRIDGE JUNIOR SCHOOL	64		
New Forest	2090	Community	HALE PRIMARY SCHOOL	17		
New Forest	3083	CofE Control	HYDE C of E PRIMARY SCHOOL	10		
New Forest	2310	Community	POULNER INFANT SCHOOL	60		
New Forest	2266	Community	POULNER JUNIOR SCHOOL	64		
New Forest	3132	CofE Control	RINGWOOD C of E INFANT SCHOOL	90		
New Forest	2175	Community	RINGWOOD JUNIOR SCHOOL	96		
New Forest	2183	Community	SOPLEY PRIMARY SCHOOL	15		
New Forest	3197	CofE Control	BARTLEY C of E JUNIOR SCHOOL	96		INCREASE from 90 to 96
New Forest	2330	Community	CALMORE INFANT SCHOOL	60		
New Forest	3032	CofE Control	COPYTHORNE Cof E INFANT SCHOOL	30		
New Forest	2196	Community	ELING INFANT SCHOOL	45		
New Forest	2299	Community	FOXHILLS INFANT SCHOOL	60		
New Forest	2197	Community	FOXHILLS JUNIOR SCHOOL	90		
New Forest	2739	Community	HAZEL WOOD INFANT SCHOOL	80		

## Annexe G

New Forest	2194	Community	LYDLYNCH INFANT SCHOOL	60		
New Forest	3110	CofE Control	NETLEY MARSH Cof E INFANT SCH	30		
Rushmoor	2729	Community	ALDERWOOD SCHOOL	90		
Rushmoor	2516	Community	MARLBOROUGH INFANT SCHOOL	30		
Rushmoor	2728	Community	PARK PRIMARY SCHOOL	30		
Rushmoor	3185	CofE Control	ST MICHAEL'S C of E INFANT SCHO	90		
Rushmoor	3186	CofE Control	ST MICHAEL'S C of E JUNIOR SCHO	96		
Rushmoor	2526	Community	TALAVERA INFANT SCHOOL	90		
Rushmoor	2523	Community	TALAVERA JUNIOR SCHOOL	90		
Rushmoor	2010	Community	WELLINGTON COMMUNITY PRIM	60		
Rushmoor	2055	Community	WILDGROUND JUNIOR SCHOOL	60		
Rushmoor	2016	Community	CHERRYWOOD COMMUNITY PRIM	30		
Rushmoor	2511	Community	COVE INFANT SCHOOL	60		
Rushmoor	2510	Community	COVE JUNIOR SCHOOL	75		
Rushmoor	2521	Community	GRANGE COMMUNITY JUNIOR SC	60		
Rushmoor	2533	Community	GUILLEMONT JUNIOR SCHOOL	94	(including 4 places for children with an Education, Health and Care plan admitted to specialist SEN unit)	REDUCTION from 95 inc. 5 to 94 inc. 4
Rushmoor	2105	Community	HAWLEY PRIMARY SCHOOL	45		
Rushmoor	2524	Community	MANOR INFANT SCHOOL	60	(including includes 2 places for children with an Education, Health and Care plan admitted to specialist SEN unit)	REDUCTION from 90 to 60
Rushmoor	2520	Community	MANOR JUNIOR SCHOOL	90	(including 2 places for children with an Education, Health and Care plan admitted to specialist SEN unit)	
Rushmoor	2519	Community	NORTH FARNBOROUGH INFANT	60		
Rushmoor	2530	Community	PARSONAGE FARM NURSERY AND	60		

## Annexe G

Rushmoor	2534	Community	PINEWOOD INFANT SCHOOL	35	(including 5 places for children with an Education, Health and Care plan admitted to specialist SEN unit)	
Rushmoor	2517	Community	SOUTH FARNBOROUGH INFANT S	90		
Rushmoor	2531	Community	SOUTH FARNBOROUGH JUNIOR S	95	(including 5 places for children with an Education, Health and Care plan admitted to specialist SEN unit)	
Rushmoor	2742	Community	SOUTHWOOD INFANT SCHOOL	45		
Rushmoor	2512	Community	TOWER HILL COMMUNITY SCHO	60		
Test Valley	3000	CofE Contro	ABBOTT'S ANN C of E PRIMARY SC	16		
Test Valley	3004	CofE Contro	ANDOVER C of E PRIMARY SCHO	30		
Test Valley	2226	Community	ANTON INFANT SCHOOL	60		
Test Valley	2004	Community	ANTON JUNIOR SCHOOL	64		
Test Valley	2354	Community	BALKSBURY INFANT SCHOOL	90		
Test Valley	2002	Community	BALKSBURY JUNIOR SCHOOL	90		
Test Valley	3672	Community	ENDEAVOUR PRIMARY SCHOOL	120		INCREASE from 90 to 120
Test Valley	2085	Community	GRATELEY PRIMARY SCHOOL	15		
Test Valley	3082	CofE Contro	HURSTBOURNE TARRANT C of E P	15		
Test Valley	2301	Community	KNIGHTS ENHAM INFANT SCHO	60		
Test Valley	2284	Community	KNIGHTS ENHAM JUNIOR SCHO	60		
Test Valley	2007	Community	PORTWAY INFANT SCHOOL	90		
Test Valley	2003	Community	PORTWAY JUNIOR SCHOOL	96		
Test Valley	2318	Community	ROMAN WAY PRIMARY SCHOOL	30		
Test Valley	2182	Community	SHIPTON BELLINGER PRIMARY SCH	30		
Test Valley	3163	CofE Contro	VERNHAM DEAN GILLUM'S Cof E P	15		



## Annexe G

					(including 2 places for children with an Education, Health and Care plan admitted to specialist SEN unit)	
Test Valley	2220	Community	VIGO PRIMARY SCHOOL	90		
Test Valley	3003	CofE Contro	AMPFIELD PRIMARY SCHOOL	12		
Test Valley	2006	Community	AWBRIDGE PRIMARY SCHOOL	23		
Test Valley	2023	Community	BRAISHFIELD PRIMARY SCHOOL	14		
Test Valley	2025	Community	BROUGHTON PRIMARY SCHOOL	12		
Test Valley	2329	Community	CUPERNHAM INFANT SCHOOL	90		
Test Valley	2176	Community	CUPERNHAM JUNIOR SCHOOL	90		
Test Valley	2312	Community	HALTERWORTH COMMUNITY PRI	60		
Test Valley	3089	CofE Contro	KING'S SOMBORNE C of E PRIMAR	15		REDUCTION from 20 to 15
Test Valley	2036	Community	NORTH BADDESLEY INFANT SCHC	90		
Test Valley	2265	Community	NORTH BADDESLEY JUNIOR SCHC	90		
Test Valley	3112	CofE Contro	NURSLING C of E PRIMARY SCHOC	30		
Test Valley	3668	Community	ROMSEY PRIMARY SCHOOL	60		
Test Valley	3137	CofE Contro	ROWNHAMS ST JOHN'S C of E PRI	45		
Test Valley	2186	Community	STOCKBRIDGE PRIMARY SCHOOL	20		
Test Valley	2200	Community	WALLOP PRIMARY SCHOOL	30		
Test Valley	2202	Community	WELLOW SCHOOL	30		
Test Valley	3169	CofE Contro	WEST TYTHERLEY C of E PRIMARY	15		
Test Valley	2203	Community	WHERWELL PRIMARY SCHOOL	18		
Winchester	2035	Community	CHERITON PRIMARY SCHOOL	15		
Winchester	3061	CofE Contro	FOUR MARKS C of E PRIMARY SCH	45		
Winchester	3126	CofE Contro	PRESTON CANDOVER C of E PRIM	20		
Winchester	3138	CofE Contro	ROPLEY C of E PRIMARY SCHOOL	25		
Winchester	2255	Community	SUN HILL INFANT SCHOOL	45		REDUCTION from 60 to 45
Winchester	2019	Community	BISHOPS WALTHAM INFANT SCHC	60		

## Annexe G

Winchester	2273	Community	BISHOP'S WALTHAM JUNIOR SCHC	90		
Winchester	2053	Community	DROXFORD JUNIOR SCHOOL	45		
Winchester	3102	CofE Contro	MEONSTOKE C of E SCHOOL	27		
Winchester	2147	Community	NEWTOWN SOBERTON INFANT S	25		
Winchester	3143	CofE Contro	ST JOHN THE BAPTIST C of E PRIM	30		REDUCTION from 45 to 30
Winchester	3171	CofE Contro	WICKHAM C of E PRIMARY SCHOC	45		
Winchester	3172	CofE Contro	ALL SAINTS C of E PRIMARY SCHO	30		
Winchester	2382	Community	COLDEN COMMON PRIMARY SCH	60		
Winchester	2736	Community	HARESTOCK PRIMARY SCHOOL	30		
Winchester	2117	Community	ITCHEN ABBAS PRIMARY SCHOOL	15		
Winchester	2120	Community	KINGS WORTHY PRIMARY SCHOC	60		
Winchester	2017	CofE Contro	MICHELDEVER CHURCH OF ENGLA	17		
Winchester	2326	Community	OLIVER'S BATTERY PRIMARY SCHO	30		
Winchester	2157	Community	OWSLEBURY PRIMARY SCHOOL	15		
Winchester	2314	Community	SOUTH WONSTON PRIMARY SCH	45		
Winchester	3147	CofE Contro	SPARSHOLT C of E PRIMARY SCHO	18		
Winchester	3181	CofE Contro	ST BEDE C of E PRIMARY SCHOOL	60		
Winchester	2206	Community	STANMORE PRIMARY SCHOOL	45		
Winchester	4012	Community	THE WESTGATE SCHOOL (PRIMAR	60		
Winchester	3156	CofE Contro	TWYFORD ST MARY C of E PRIMA	20		
Winchester	2737	Community	WEEKE PRIMARY SCHOOL	60		
Winchester	3176	CofE Contro	WESTERN C of E PRIMARY SCHOO	60		
Winchester	2211	Community	WINNALL PRIMARY SCHOOL	30		

## Annexe H

District	DfE No.	Status	School Name	2023 PAN	SEN detail
Rushmoor	2729	Community	ALDERWOOD SCHOOL	80	
Basingstoke & Deane	4156	Community	ALDWORTH SCHOOL	200	
Basingstoke & Deane	4182	Community	BRIGHTON HILL COMMUNITY SCHOOL	255	
Fareham	4136	Community	BROOKFIELD COMMUNITY SCHOOL	360	
Hart	4171	Community	CALTHORPE PARK SCHOOL	345	
Hart	4117	Community	COURT MOOR SCHOOL	228	
Basingstoke & Deane	4164	Community	CRANBOURNE	180	(including 3 places for children with an Education, Health and Care Plan admitted to the specialist SEN unit)
Eastleigh	4191	Community	CRESTWOOD COMMUNITY SCHOOL	270	(including 7 places for children with an Education, Health and Care Plan admitted to the specialist SEN unit)
Rushmoor	4204	Community	FERNHILL SCHOOL	180	
Hart	4183	Community	FROGMORE COMMUNITY COLLEGE	145	
Test Valley	4163	Community	HARROW WAY COMMUNITY SCHOOL	180	
East Hampshire	4173	Community	HORNDEAN TECHNOLOGY COLLEGE	275	(including 3 places for children with an Education, Health and Care Plan admitted to the specialist SEN unit)
Test Valley	4001	Community	JOHN HANSON COMMUNITY SCHOOL	196	
Winchester	4310	Community	KINGS' SCHOOL	360	(including 3 places for children with an Education, Health and Care Plan admitted to the specialist SEN unit)
Havant	4316	Community	PARK COMMUNITY SCHOOL	190	

## Annexe H

Fareham	4133	Community	PORTCHESTER COMMUNITY SCHOOL	168	(including 5 places for children with an Education, Health and Care Plan admitted to the specialist SEN unit)
Winchester	4149	Community	SWANMORE COLLEGE	270	
Test Valley	4153	Community	TEST VALLEY SCHOOL	156	
Basingstoke & Deane	4162	Community	THE CLERE SCHOOL	145	
Eastleigh	4119	Community	THE HAMBLE SCHOOL	240	
Winchester	4174	Community	THE HENRY BEAUFORT SCHOOL	203	(including 3 places for children with an Education, Health and Care Plan admitted to the specialist SEN unit)
Fareham	4307	Community	THE HENRY CORT COMMUNITY COLLEGE	180	
Basingstoke & Deane	4144	Community	THE HURST SCHOOL	216	
Eastleigh	4113	Community	THE TOYNBEE SCHOOL	210	(including 2 places for children with an Education, Health and Care Plan admitted to the specialist SEN unit)
Basingstoke & Deane	4180	Community	THE VYNE COMMUNITY SCHOOL	150	(including 2 places for children with an Education, Health and Care Plan admitted to the specialist SEN unit)
Rushmoor	4206	Community	THE WAVELL SCHOOL	200	(plus 4 places for children with an Education, Health and Care Plan admitted to the specialist SEN unit)
Winchester	4012	Community	THE WESTGATE SCHOOL	180	
Havant	4318	Community	WARBLINGTON SCHOOL	180	
Hart	4166	Community	YATELEY SCHOOL	240	

## **Proposed changes to the catchment areas for Sarisbury Infant School and Sarisbury CE Junior School.**

Hampshire County Council, in conjunction with Hook-with-Warsash C of E Academy, is proposing changes to the catchment areas for the above-named schools to take account of planned new housing sites on Greenaway Lane. If approved, these changes will take effect for admissions from September 2023 onwards.

### **The current position:**

The new housing developments in the Greenaway Lane area are split into those north and south of the lane. Predominately, those to the north lie in the catchment area for Sarisbury Infant School and Sarisbury CE Junior School and those to the south lie in the catchment area for Hook-with-Warsash C of E Academy.

### **The proposal:**

To redraw the catchment boundaries so that the new housing immediately south and north of Greenaway Lane is incorporated fully into the catchment area for Hook-with-Warsash C of E Academy. This will involve removing some of the new housing and a small number of existing houses on Greenaway Lane from the catchment area of the Sarisbury Schools. A map showing the proposed change is included below.

### **Proposed Catchment Change Map**

Hook-with-Warsash C of E Academy, as their own admission authority, will carry out their own consultation to extend their catchment area to incorporate the new development as described above.

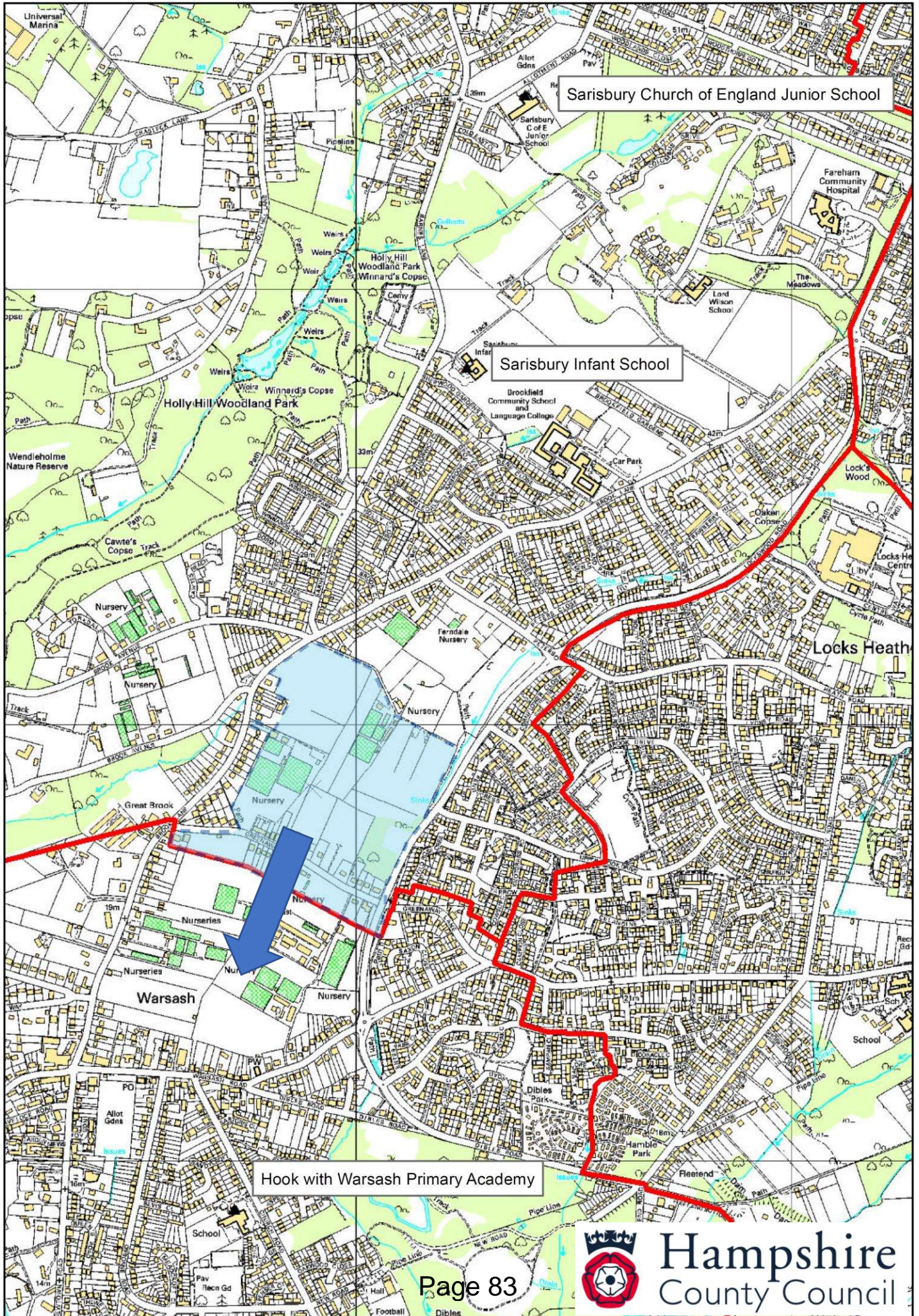
Hampshire County Council is also proposing to include the following transitional arrangements (as a school specific criterion) in the admission policies for Sarisbury Infant School and Sarisbury CE Junior School to mitigate the impact of this catchment change for families currently living in the affected area with children already in these schools.

***Transitional arrangements for admission to Sarisbury Infant School:*** A child starting school for the first time who has a sibling on roll at Sarisbury Infant School or Sarisbury CE Junior School, (who was on roll prior to the catchment change in September 2023 and who will still be attending the school at the time of the younger child's admission), will be given catchment priority for Sarisbury Infant school for up to and including admission in September 2026.

***Transitional arrangements for admission to Sarisbury CE Junior School:*** A child starting junior school who has a sibling on roll at Sarisbury Infant School or Sarisbury CE Junior School, (who was on roll prior to the catchment change in September 2023 and who will still be attending the school at the time of this

*child's admission), will also be given catchment priority for Sarisbury CE Junior School for up to and including admission in September 2026*





Sarisbury Church of England Junior School

Sarisbury Infant School

Hook with Warsash Primary Academy

Warsash





This page is intentionally left blank



## **Proposed catchment changes for Botley Church of England Primary School, Sarisbury Infant School, Sarisbury Church of England Junior School, The Henry Cort Community College and Brookfield Community School.**

Hampshire County Council, in conjunction with the following own admission authority schools: Cornerstone CE (Aided) Primary School, Wildern School and Deer Park School, is proposing changes to the catchment areas of the above-named schools because of new homes being built for the North Whiteley housing development. If approved, the proposed changes would take effect for admissions from September 2023 onwards.

### **The current position:**

For the primary phase of schooling, new homes on the housing development for North Whiteley are currently in the catchment area of one of Whiteley Primary School, Cornerstone CE (Aided) Primary School, Sarisbury Infant School and Sarisbury CE Junior School on the western boundary and, in the northern part, Botley CE Primary School. For secondary phase schooling, this northern area is served by Brookfield Community School and Wildern School.

### **The proposal:**

**For the primary phase:** For Whiteley Primary School to serve the original housing in Whiteley and Cornerstone CE (Aided) Primary School to serve the newer North Whiteley development. This is achieved by redrawing the catchment boundaries to remove the new development from the catchment areas of the Sarisbury schools and Botley CE Primary School and including it in the catchment area for Cornerstone CE VA Primary School. This arrangement is proposed until the second new primary school is built in the northern end of the development. When this new primary school is opened, the catchment areas between Cornerstone CE VA Primary School and the new proposed primary school would be redrawn again and there would be a further consultation. (See map below).

The governing body of Cornerstone CE Aided Primary School is supportive of these proposals and as they are their own admission authority, will be carrying out their own consultation to change their catchment area.

### **Proposed Primary Catchment Change Map**

**For the secondary phase:** the proposal is for The Henry Cort Community College to serve North Whiteley by removing the new development from Brookfield Community School's catchment area and including it within the catchment area for The Henry Cort Community College along with the area currently treated as in catchment by Wildern School and Deer Park School. This effect of this would be that the whole of the existing Whiteley development and proposed North Whiteley

housing development would be part of one school's catchment area. (See map below).

\*Wildern Academy Trust, as the admission authority for Wildern School and Deer Park School would need to carry out their own consultation to remove this housing from their catchment area.

#### Proposed Secondary Catchment Change Map

Hampshire County Council is also proposing to include the following transitional arrangements (as a school specific criterion) in the admission policies for Sarisbury Infant School, Sarisbury Church of England Primary School, Botley Church of England Primary School and Brookfield Community School to mitigate the impact of the catchment changes for families currently living in the affected areas with children already in these schools.

***Transitional arrangements for admission to Sarisbury Infant School:*** A child starting school for the first time who has a sibling on roll at Sarisbury Infant School or Sarisbury Church of England Junior School (who was on roll prior to the catchment change and who would still be attending the school at the time of the child's admission), will be given catchment priority for Sarisbury Infant School, for up to and including admission in September 2026.

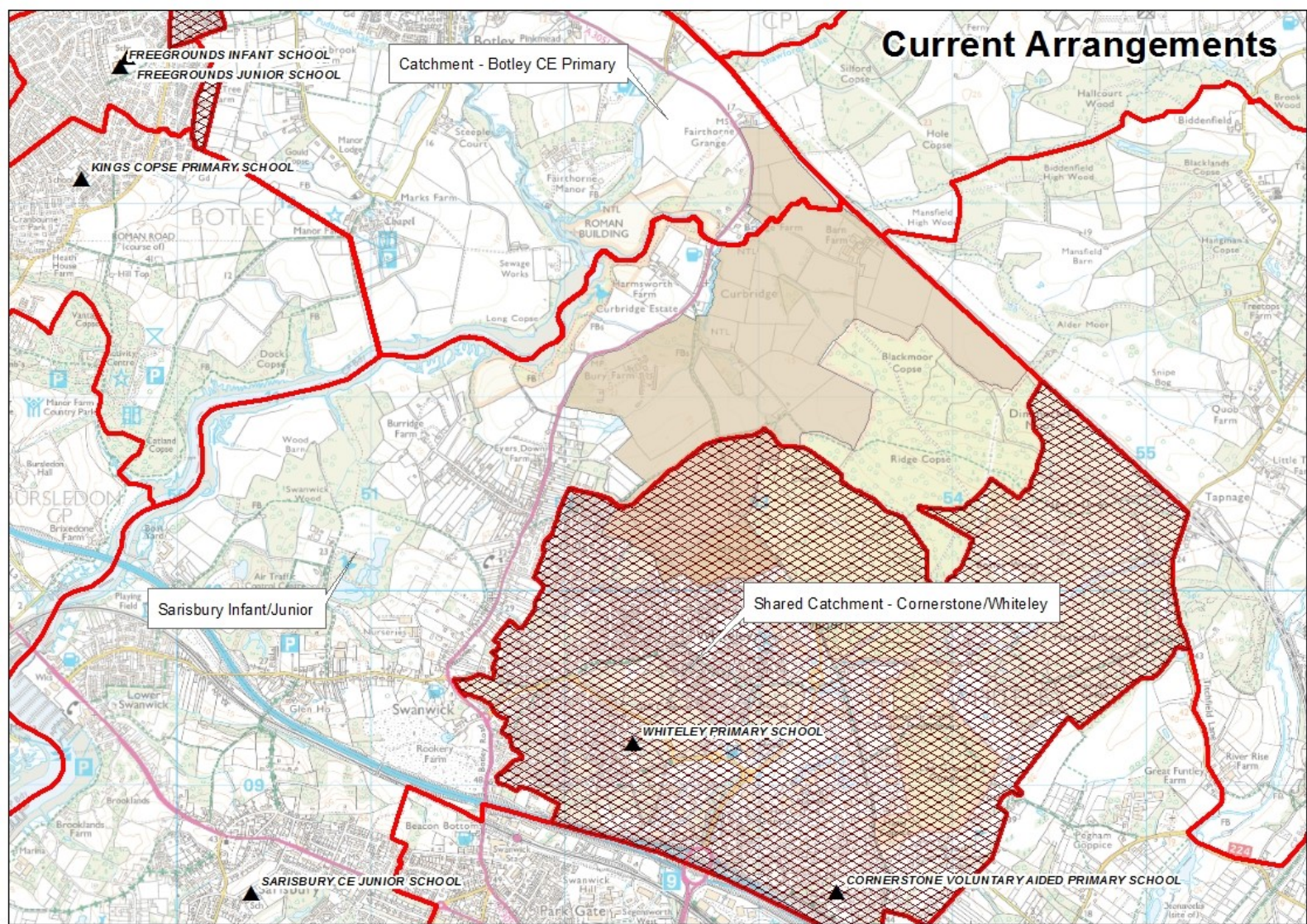
***Transitional arrangements for admission to Sarisbury Church of England Junior School:*** A child starting junior school who has a sibling on roll at Sarisbury Church of England Junior School or Sarisbury Infant School (who was on roll prior to the catchment change and who would still be attending the school at the time of the child's admission), will be given catchment priority for Sarisbury Church of England Junior School, for up to and including admission in September 2026.

***Transitional arrangements for admission to Botley Church of England Primary School:*** A child starting school for the first time who has a sibling on roll at Botley CE Primary School (who was on roll prior to the catchment change and will still be attending the school at the time of the younger child's admission), will be given catchment priority for Botley CE Primary School, for up to and including admission in September 2026.

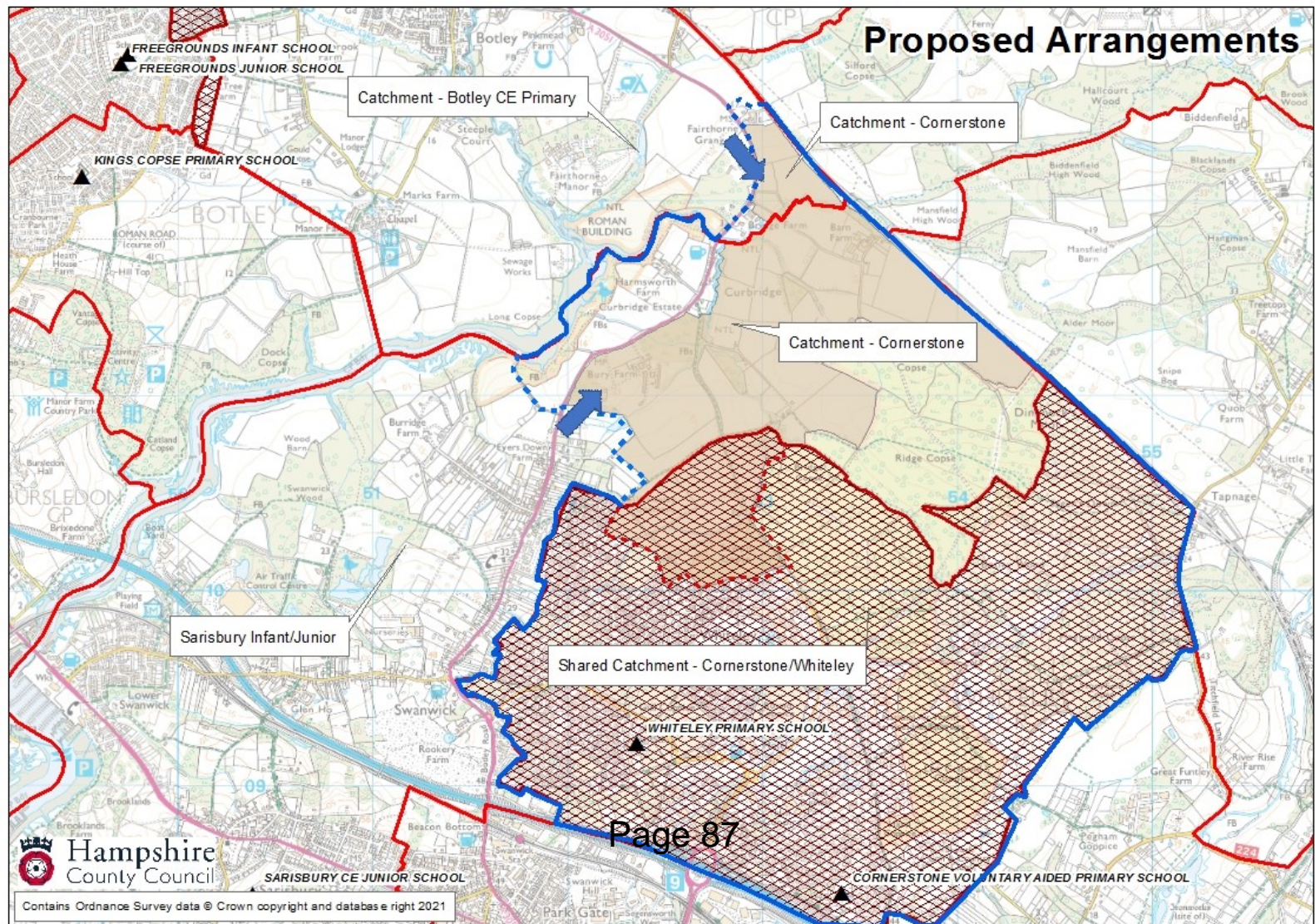
***Transitional arrangements for admission to Brookfield Community School:*** A child starting secondary school for the first time who has a sibling on roll at Brookfield Community School (who was on roll prior to the catchment change and will still be attending the school at the time of the younger child's admission), will be given catchment priority for Brookfield Community School, for up to and including admission in September 2026.



# Current Arrangements



# Proposed Arrangements

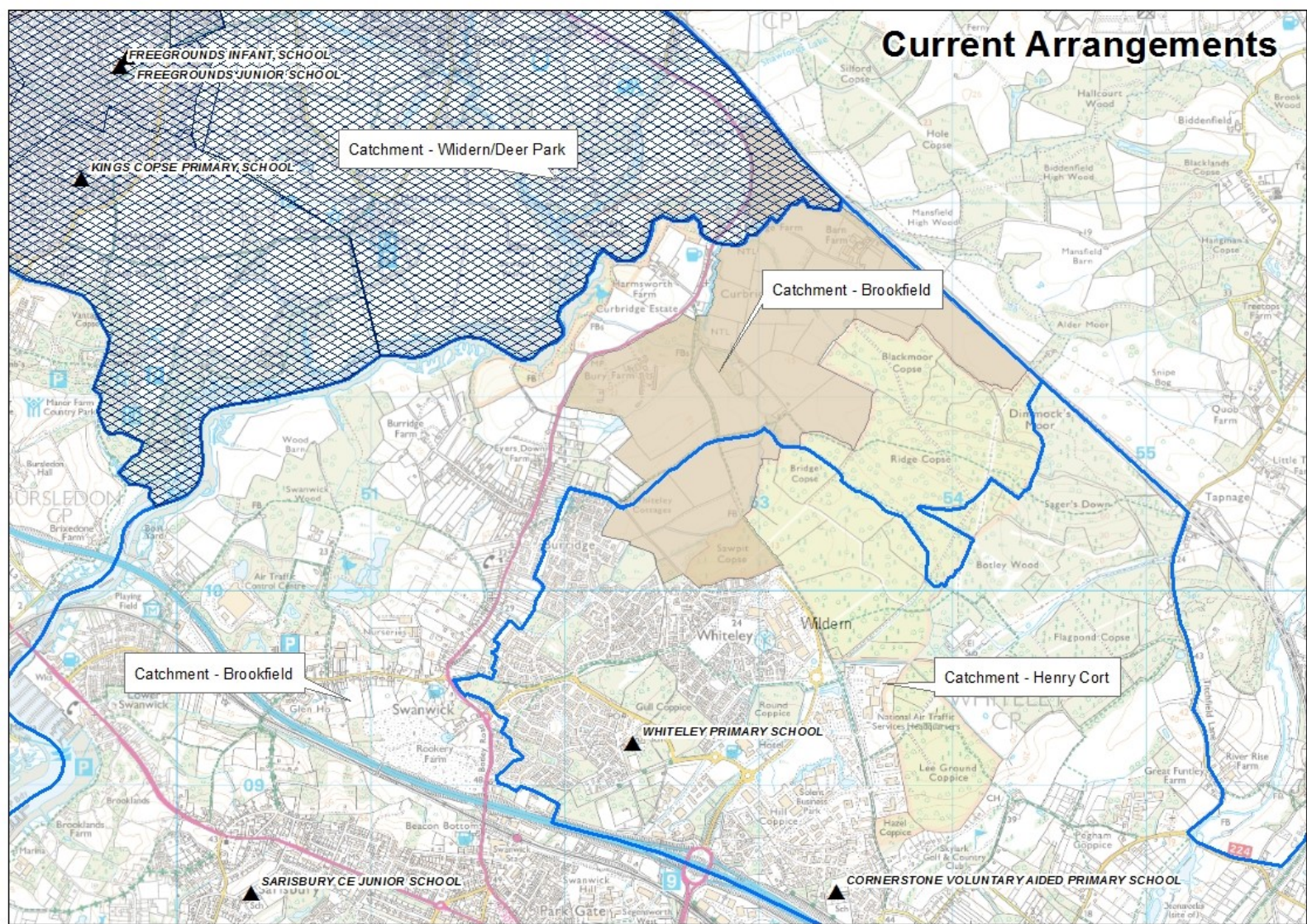




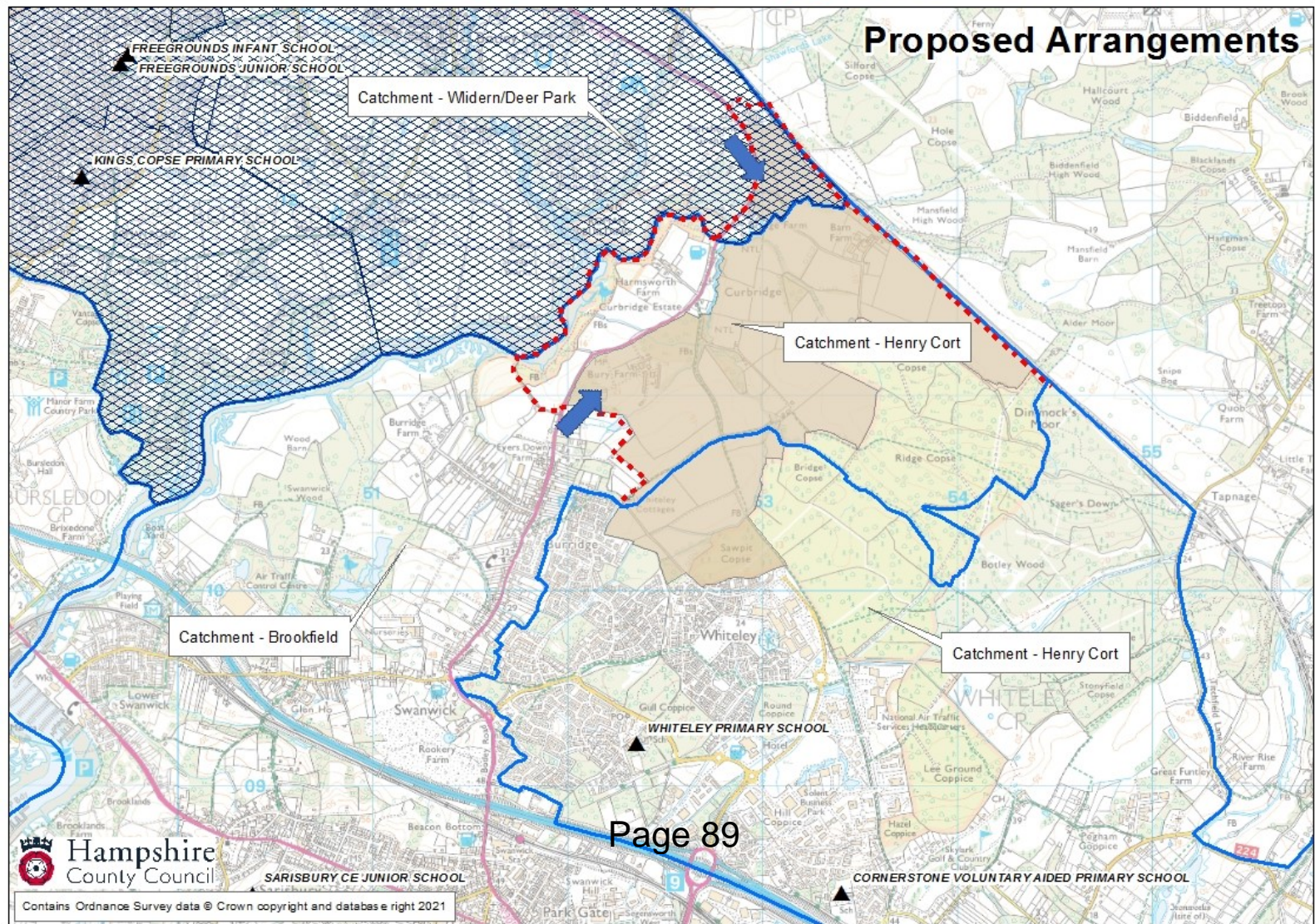
This page is intentionally left blank



# Current Arrangements



# Proposed Arrangements





This page is intentionally left blank

## **Proposed changes to the catchment areas for Botley Church of England Primary School, Berrywood Primary School, Fair Oak Infant School, Fair Oak Junior School and Saint James' Church of England Primary School.**

Hampshire County Council is proposing changes to the catchment areas for the above-named schools to take account of planned new housing at Boorley Gardens, Woodhouse Lane and One Horton Heath. If approved, these changes will take effect for admissions from September 2023 onwards.

### **Boorley Gardens**

#### **The current position:**

The new housing development at Boorley Gardens currently falls within the catchment area for Botley CE Primary School and Fair Oak Infant and Fair Oak Junior Schools.

#### **The proposal:**

To redraw the boundaries so that the housing development is removed from the catchment areas of Botley CE Primary School and the Fair Oak Schools and placed fully into the catchment for Boorley Park Primary School. At secondary level, the new housing from September 2022 already falls within the catchment area for Wildern School and Deer Park School, to which Boorley Park Primary School is a linked school.

As Boorley Park Primary School is an Academy, Wildern Academy Trust, as the admission authority for the school will carry out their own consultation to extend the school's catchment area to incorporate this new housing.

Hampshire County Council is also proposing to include the following transitional arrangements (as a school specific criterion) in the admission policies for Botley CE Primary School, Fair Oak Infant School and Fair Oak Junior School to mitigate the impact of this catchment change for families currently living in the affected area with children already in these schools.

***Transitional arrangements for admission to Botley CE Primary School:*** A child starting school for the first time who has a sibling on roll at Botley CE Primary School (who was on roll prior to the catchment change in September 2023 and who will still be attending the school at the time of the younger child's admission), will be given catchment priority for Botley CE Primary School for up to and including admission in September 2026.

***Transitional arrangements for admission to Fair Oak Infant School:*** A child starting school for the first time who has a sibling on roll at Fair Oak Infant School or Fair Oak Junior School (who was on roll prior to the catchment change in September

2023 and who will still be attending the school at the time of the younger child's admission), will be given catchment priority for Fair Oak Infant School for up to and including admission in September 2026.

**Transitional arrangements for admission to Fair Oak Junior School:** A child starting school for the first time who has a sibling on roll at Fair Oak Junior School or Fair Oak Infant School (who was on roll prior to the catchment change in September 2023 and who will still be attending the school at the time of the child's admission), will be given catchment priority for Fair Oak Junior School for up to and including admission in September 2026.

### **Woodhouse Meadows, Hedge End**

#### **The current position:**

The new housing development at Woodhouse Meadows currently falls within the catchment area for Botley CE Primary School.

#### **The proposal:**

To redraw the boundaries to remove the housing from Botley CE Primary School's catchment area and place it in the catchment area for Berrywood Primary School.

Hampshire County Council is also proposing to include the following transitional arrangement (as a school specific criterion) in the admission policy for Botley CE Primary School to mitigate the impact of this catchment change for families currently living in the affected area with children already in this school.

**Transitional arrangements for admission to Botley CE Primary School:** A child starting school for the first time who has a sibling on roll at Botley CE Primary School (who was on roll prior to the catchment change in September 2023 and who will still be attending the school at the time of the younger child's admission), will be given catchment priority for Botley CE Primary School for up to and including admission in September 2026.

### **One Horton Heath.**

#### **The current position:**

The new housing development at One Horton Heath (phase one and two) currently falls within the catchment area of Fair Oak Infant and Fair Oak Junior School.

#### **The proposal:**

To redraw the boundaries to remove the housing from the catchment area of Fair Oak Infant and Junior School and place it in the catchment area for Saint James' CE Primary School. A new primary school is planned to meet the demand from the development and therefore it is anticipated that there will be a further consultation to take account of the new provision when it is established.

Hampshire County Council is proposing to include the following transitional arrangements (as a school specific criterion) in the admission policies for Fair Oak



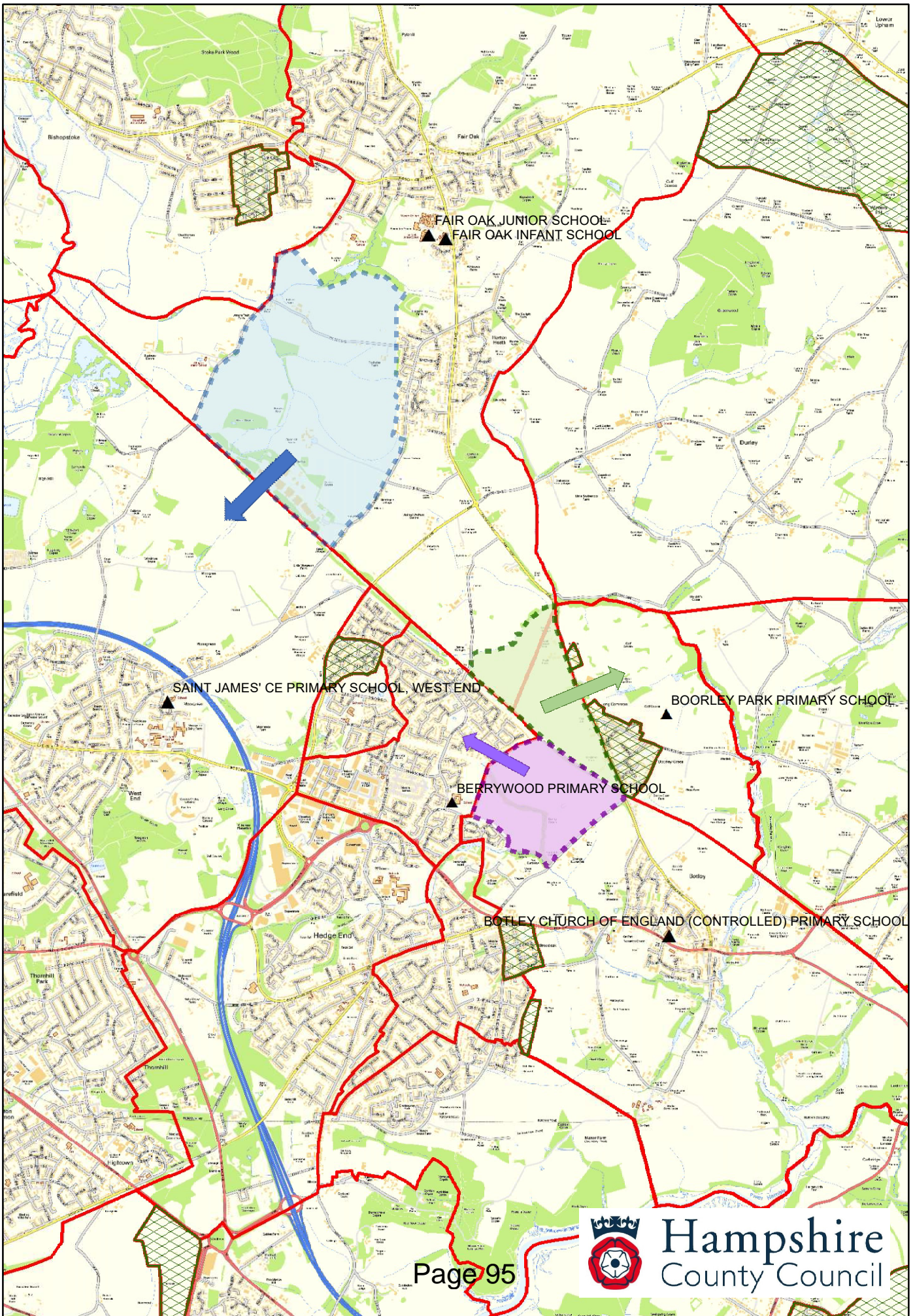
Infant School and Fair Oak Junior School to mitigate the impact of this catchment change for families currently living in the affected area with children already in these schools.

***Transitional arrangements for admission to Fair Oak Infant School:*** A child starting school for the first time who has a sibling on roll at Fair Oak Infant School or Fair Oak Junior School (who was on roll prior to the catchment change in September 2023 and who will still be attending the school at the time of the younger child's admission), will be given catchment priority for Fair Oak Infant School for up to and including admission in September 2026.

***Transitional arrangements for admission to Fair Oak Junior School:*** A child starting school for the first time who has a sibling on roll at Fair Oak Junior School or Fair Oak Infant School (who was on roll prior to the catchment change in September 2023 and who will still be attending the school at the time of the child's admission), will be given catchment priority for Fair Oak Junior School for up to and including admission in September 2026.

A map showing all the above proposed change can be found here.

This page is intentionally left blank



This page is intentionally left blank



# Hampshire County Council's Nursery Admission Policy

## September 2023

### Introduction

The Local Authority is responsible for admissions to nursery classes in community and voluntary controlled schools and to community and voluntary controlled nursery schools.

This policy should be used to determine admissions to Hampshire County Council's nursery schools and units. Parents do not have a statutory right to appeal to an independent appeal panel in relation to nursery admissions so it is essential therefore, that all admissions decisions can be justified by reference to the following criteria, taking into account the particular circumstances of individual schools and units.

A child is entitled to up to 15 hours a week, universal free learning and care in an early-years setting from the start of the term following their third birthday, for 38 weeks in a full year. The key dates are 1 January, 1 April, and 1 September.

Children who meet the eligibility criteria for 2 year old funding [*eligibility criteria is detailed at: [www.hants.gov.uk/socialcareandhealth/childrenandfamilies/childcare/payingforchildcare/freechildcare/2yearoldoffer](http://www.hants.gov.uk/socialcareandhealth/childrenandfamilies/childcare/payingforchildcare/freechildcare/2yearoldoffer)*] whose parents can provide their eligibility code, are eligible for up to 15 hours a week, free learning and care in an early years setting from the start of the term following their second birthday, for 38 weeks in a full year. The key dates are 1 January, 1 April and 1 September.

Parents who secure eligibility for 30 hours a week from HMRC within the required timeframe [*eligibility criteria is detailed at: [www.hants.gov.uk/socialcareandhealth/childrenandfamilies/childcare/payingforchildcare/freechildcare/3and4yearoldoffer](http://www.hants.gov.uk/socialcareandhealth/childrenandfamilies/childcare/payingforchildcare/freechildcare/3and4yearoldoffer)*] will be able to claim for their child up to 15 hours a week, extended free learning and care in an early years setting from the start of the term following their third birthday, for 38 weeks in a full year.

The entitlement will be offered to parents on a flexible basis and the nursery school or unit will advise parents of the patterns of attendance they can offer. Our offer will be ***[insert offer]***.

### Procedures for ***[insert name of nursery]***

The ***[insert name]*** nursery can accommodate a maximum of ***[insert admission number]*** children. The patterns of attendance available are ***[insert attendance options]***.

You may apply for a place at any time by completing an application available upon request from this school. To assist with the planning of nursery places it is preferred that you complete an application form and submit it to this school when your child is 2 years old, or as soon as possible after that.

Where there are more applications than places, the admission criterion will be used to determine the priority for admission. The school will let parents know by letter of their application outcome, where possible at least half a term before the requested start date, ordinarily this will be by the end of October, February and May. If your child is offered a

place, you must confirm your acceptance to the school within two weeks otherwise the school may have to refuse places for other children unnecessarily.

The final decision on when a child is admitted, the number of hours a child can attend and his or her pattern of attendance, rests with the headteacher.

## Admission criteria

All applications will be considered in accordance with the following criteria, set out in priority order. Length of time on *any* waiting list will not be taken into account.

Categories B & C contain examples of both special educational and social need.

- A** Looked after children or children who were previously looked after but immediately after being looked after became subject to an adoption order, a child arrangements order, or special guardianship order. [A looked after child is a child who is (a) in the care of a local authority, or (b) being provided with accommodation by a local authority in the exercise of their social services functions (see the definition in section 22(1) of the Children Act 1989). An adoption order is an order under section 46 of the Adoption and Children Act 2002 or section 12 of the Adoption Act 1976. Child arrangements orders are defined in section 8 of the Children Act 1989, as amended by section 12 of the Children and Families Act 2014. Child arrangements orders replace residence orders and any residence order in force prior to 22 April 2014 is deemed to be a child arrangements order. Section 14A of the Children Act 1989 defines a 'special guardianship order' as an order appointing one or more individuals to be a child's special guardian (or special guardians).] Previously looked after children also includes those who appear (to the admission authority) to have been in state care outside of England and ceased to be in state care as a result of being adopted. A child is regarded as having been in state care outside of England if they were in the care of or were accommodated by a public authority, a religious organisation, or any other provider of care whose sole or main purpose is to benefit society.
- B** Children for whom there is a recommendation for nursery education by a health professional, social worker, educational psychologist, area Inco, outreach worker or education welfare officer based on the child's special educational needs. Examples of special educational needs, in no order of priority, might include:
- emotional and behavioural problems
  - hearing difficulties
  - lack of personal interaction and stimulation
  - physical disabilities
  - speech and language problems
  - visual difficulties
- C** Children with social needs, based on information gained by the headteacher, as part of the application procedure. Examples of social needs, in no order of priority, might include:
- children who were multiple births (twins, triplets)
  - a child with a confined play space
  - a child from a one parent family
  - a child in a large family (four or more children)
  - a child with parents under 20 years of age
  - a child in sole care of grandparents

- a child who has two or more siblings under 4 years of age
  - a child on the child protection register
  - a child of parents with disabilities
  - a child with English as an additional language
  - a child who is eligible for the 2 yr old early education funding
  - a child who is eligible for the 30 hours free childcare for working families, *subject to confirmation of the eligibility from the DfE. (Families who meet the 30 hours criteria and have moved from government unemployment benefits to employment or low income will be given higher priority than those currently in employment).*
- D** Children with a brother or sister (including children living as siblings in the same family unit) with disabilities (as in A) that require a significant amount of additional support.
- E** Children who have a brother or sister (including children living as siblings in the same family unit) on the school roll who will still be attending (insert name) School, or a linked junior school, the following academic year.
- F** Children of staff who have, (1) been employed at the school for two or more years at the time at which the application for admission to the school is made, or (2) have been recruited to fill a vacant post for which there is a demonstrable skill shortage.
- G** Other children.

### Tie-breaker

If the nursery is oversubscribed **within** any of the above categories (A –F), children due to start school in the next academic year will be given priority. Then preference will be given to children who live closest to the school measured by straight line from school to the entrance of the property. Hampshire County Council’s Geographic Information Systems (GIS) will be used to confirm the order of applicants.

### Other information

1. **Applying for a place in Year R (FS2)**
2. Admission to a reception class will be in accordance with the County Council’s Admissions Policy for community and controlled infant and primary schools.  
**Admission to a nursery unit/school does not constitute any right of entry to the nearest local school, and places will be allocated according to that school’s admissions policy.** Parents have the right not to send their children to school until the beginning of the term following their fifth birthday. Only in exceptional circumstances can children remain in the nursery beyond the normal admission date for reception classes (i.e. the September of the school year concerned). For those parents who have chosen for their child to decelerate their child’s admission to school for a whole year or defer their child’s start at school until later in the academic year, there is no guarantee that there will still be a place available in the nursery school for them. Please discuss such plans with us as soon as possible. **Schools and those with parental responsibility for a child:** (Guidance from the Department for Education)

The definition of a *parent* in the Education Acts includes:

- all natural parents whether they are married or not;
- any person who, although not a natural parent, has *parental responsibility* for a child or young person; and
- any person who, although not a natural parent, *has care* of a child or young person.

Having *parental responsibility* means assuming all the rights, duties, powers, responsibilities and authority that a parent of a child has by law. It is defined by the Children Act 1989. It gives parents the legal right to make decisions and choices, such as where the child will live or go to school etc. If the parents were married to each other at the time of a child's birth, or if they have been married to each other at any time since the child's conception, they each have parental responsibility.

Having *care* of a child or young person means that a person who the child lives with, irrespective of what their relationship is with the child, is considered to be a parent in education law.



**Responses to the statutory consultation on  
Hampshire's proposed PAN reductions for 2023/24**

**General Comments**

The statutory consultation on this proposed PAN reduction ran from Monday 15 November until Friday 31 December.

**The following responses were received:**

<b>1)</b>	<b>Subject: Consultation on admission arrangements</b>  Hi  Please could you let me know the reasons why the PANS numbers are being planned to be reduced and where the extra children will go?  Kind regards
-----------	---------------------------------------------------------------------------------------------------------------------------------------------------------------------------------------------------------------------------------

**Heatherside Infant School**

Proposed reduction in PAN from 100 to 90.

The statutory consultation on this proposed PAN reduction ran from Monday 15 November until Friday 31 December.

**The following responses were received:**

<b>1)</b>	<p><b>Subject: PAN Heatherside Infants</b></p> <p>For what it's worth, I support Heatherside Infant school reducing their PAN to 90. Best,</p>
<b>2)</b>	<p><b>Subject: Heatherside Infant School</b></p> <p>Hello,</p> <p>I just wanted to voice some concerns about the planned reduction in admission numbers in Heatherside infant school.</p> <p>There is currently a lot of building work in the area, and I notice that Tavistock infant school has also applied for a reduction in their PAN. It seems that low birth rates might well be negated by the huge increase in houses in the area.</p> <p>Our daughter is currently in Year 1 at Heatherside and my son is due to start in 2023 and we are out of catchment. We would be quite concerned as to what this would mean for him, as there is a reduced likelihood that he would join his sister at Heatherside.</p> <p>Best wishes,</p>

*The above consultation was conducted by letter and email and added to the corporate list of active consultations:  
(<https://www.hants.gov.uk/aboutthecouncil/haveyoursay/consultations>).*

## Responses to the statutory consultation on Hampshire's proposed policy changes for 2023/24

The consultation period opened on Friday 8 October 2021 closing on Friday 5 November 2021. The proposed catchment change was included in the statutory consultation that ran from Monday 15 November to Friday 31 December 2021.

### The following responses were received:

<b>1)</b>	<p><b>Subject: Admissions consultation (2444517)</b></p> <p>Hi there</p> <p>I have a general comment about admissions criteria, specifically the 'tie-break' criterion that I think applies to most, if not all, schools within HCC's remit.</p> <p>In the event that there is more than one child on a waiting list and all other criteria such as siblings, additional needs, etc. have been taken account, the child that lives closest to the school is offered the place.</p> <p>I live in Gosport which, as I'm sure you're aware, is a peninsular. Some areas are only near one school. For example, if you live south of Alverstoke infant and junior schools, then there are no other schools near by. Yet if you live north, you will be close to at least three other schools. But someone living north of Alverstoke schools who lives slightly nearer than the southerly resident will get the place even though there may well be space in a number of other, equally near schools, leaving the more southerly resident with a long distance to travel.</p> <p>This criterion doesn't take into account local geography at all and is a source of very real frustration for many.</p> <p>Regards</p>
<b>2)</b>	<p><b>Subject: School admissions for Talavera Junior School</b></p> <p>Hi,</p> <p>As per the school comms SC019307, please can we request a change in our school admission arrangements so that all students attending Talavera Infant School in year 2 are accepted automatically into Talavera Junior School for year 3.</p> <p>We hope this is acceptable and if you need any further detail from us please let us know.</p>
<b>3)</b>	<p><b>Subject: Admissions consultation 2023/24 comment</b></p> <p>Thank you for the opportunity to comment on the admissions policy. Would it be possible to consider including Armed Forces families given notice to move into the area after the deadline for school admissions? Specifically, would it be possible to automatically grant them the right to receive special consideration alongside those who submitted applications on time?</p>

	With kind regards
--	-------------------

*All of the above consultations were conducted by letter, email and added to the corporate list of active consultations:  
(<https://www.hants.gov.uk/aboutthecouncil/haveyoursay/consultations>).*

## Responses to the statutory consultation on Hampshire's proposed school catchment changes for 2023/24

### Catchment Change: Greenaway Lane Development

Sarisbury Infant School, Sarisbury CE Junior School and Hook-with-Warsash CE Primary Academy.

#### **Proposal:**

To redraw the boundaries so that the new housing situated within the catchment area for the Sarisbury schools, along with a small number of existing houses on Greenaway Lane is removed and fully incorporated into the catchment area for Hook-with-Warsash CE Primary Academy.

- *Hook-with-Warsash are running their own consultation as they are their own admission authority.*

To include transitional arrangements in the admission policies for Sarisbury Infant School and Sarisbury CE Junior School to mitigate the impact of the catchment change for families currently living in the affected area with children already in these schools.

*The consultation period opened on Friday 8 October 2021 closing on Friday 5 November 2021. The proposed catchment change was included in the statutory consultation that ran from Monday 15 November to Friday 31 December 2021.*

#### **The following responses were received:**

<b>1</b>	<p><b>Subject: Consultation on catchment area change – Sarisbury Junior School</b></p> <p>To whom it may concern,</p> <p>I am writing on behalf of the governing body at Sarisbury Junior School and would like to express my thoughts on the proposed catchment changes from September 2023.</p> <p>The first change which will effect the Junior school is the change at the top of Swanwick Lane leading onto Botley Road. I feel that this will have little impact on future numbers and in fact makes absolute sense. I would however, like reassurance that there will be provision made for the children who fall in this catchment already attending SJS. When it comes to moving onto secondary school it would be reassuring to know that these few children effected by this change can still attend Brookfield with their peers if they so wish.</p> <p>The change which will impact both Sarisbury schools is the change at the new Greenaway Lane development. I am very concerned that the decision to include all 700 homes in the catchment of Hook with Warsash will negatively impact the number on roll in Sarisbury in the years to come.</p> <p>The general consensus is that going forward there will be a fall in numbers on roll throughout the cluster. All forecast reports that have been compiled for Sarisbury include the provision of</p>
----------	---------------------------------------------------------------------------------------------------------------------------------------------------------------------------------------------------------------------------------------------------------------------------------------------------------------------------------------------------------------------------------------------------------------------------------------------------------------------------------------------------------------------------------------------------------------------------------------------------------------------------------------------------------------------------------------------------------------------------------------------------------------------------------------------------------------------------------------------------------------------------------------------------------------------------------------------------------------------------------------------------------------------------------------------------------------------------------------------------------------------------------------------------------------------------------------------------------------------------------------------------------------------------------------------------------------------------------------------------------------------------

	<p>350 new homes. I am therefore very concerned that we will be facing a further decrease in numbers by this change.</p> <p>I am seeking some reassurance on the longer term implication for sustainability of numbers in the Sarisbury Catchment area if all of the new housing is incorporated in Hook with Warsash's catchment.</p> <p>Your feedback would be greatly appreciated before any decision is made.</p>
2	<p><b>Subject - Consultation on school catchment area -Sarisbury Green / Hook with Warsash</b></p> <p>Dear Mr Parkinson</p> <p>I am a governor at Sarisbury Infant school, and this evening we have been discussing your proposal to move the catchment area boundary around Greenaway Lane.</p> <p>On reviewing the map, it was noted that a lot of recent housing developments, particularly around Admirals Wood and Strawberry Fields are not included on your map, which appears to be around 10 years out of date.</p> <p>What assurance are you able to provide that the data you are using for the purpose of this consultation is up to date?</p> <p>Your sincerely</p>
3	<p><b>Subject – Consultation on Catchment Areas for Sarisbury and Hook with Warsash Primaries</b></p> <p>Dear Mr Parkinson,</p> <p>I write as a resident of Warsash and one of the Joint Vicars of St Mary, Hook with Warsash, in response to your consultation about the proposed change of catchment areas, since the whole area under discussion falls within my parish boundaries. I apologise that this arrives on your last stated day for input.</p> <p>I am broadly very much in favour of the proposals since, as the local parish priest I take a keen interest in where people 'feel' they belong and this change will place the new housing area squarely within the 'orbit' of Warsash village centre. Residents still have a keen attachment to locality and when I talk to new residents they often talk about the attractions of living in Warsash, which is why they have moved here. Thus adding the new housing to the local school's catchment area makes eminent sense in social terms. As a Foundation Governor at Hook with Warsash I am aware it will also help secure the financial future of the local Primary Academy, which is a major player in local village life. These are solid reasons for implementing the changes you propose.</p> <p>The only disagreement I would have with the proposal is keeping some of the houses bordering Brook Lane in the Sarisbury catchment: this makes no sense in social terms as the residents of those homes look towards Warsash as their village centre rather than Sarisbury. It would make much more sense, socially, for the arterial road to be the boundary, up to Peters Road, rather than the edge of the new housing. This would also ease traffic congestion which will only increase with the new estates.</p>

	<p>The transitional arrangements for those families currently with children at Sarisbury schools seem very sensible. The fact that there may be families who fall outside the criteria in the future would not stop such families putting a Sarisbury school at the top of their preference list.</p> <p>I shall respond in similar vein to the separate consultation being run by Hook with Warsash Primary Academy.</p> <p>I would be grateful if you would accept and pass on my thanks to you and your team for your hard work on behalf of the children and schools in Hampshire, and particularly this local area which has seen some turbulence in recent years.</p> <p>Yours sincerely,</p> <p>Dear Mr Parkinson,</p> <p>My apologies for quoting the wrong road in my letter below when discussing my one disagreement with the proposed boundary! The boundary should, clearly, not be at Peters Road but at Brook Avenue, on the opposite side of Brook Lane to the new development. The aim should be to include all the homes south of Brook Avenue (south), east and west, and not to create a small 'enclave' of homes on the east side of Brook Lane eating into the proposed new catchment area for Hook. The transition arrangements will accommodate any families with children currently at Sarisbury, but creating that enclave on the east of Brook Lane for the long term future makes no sense socially.</p> <p>Residents of Brook Avenue (south) also tend to look to Warsash as their village, while those of Brook Avenue (north) tend to look northwards. This is because Brook Avenue is almost impassable at its western end, dividing the road into two distinct communities. I am aware that Hook Academy currently has, and has taken in the past, children from homes in Brook Avenue (south) but not from Brook Avenue (north).</p> <p>Having also been fairly heavily involved in drawing up boundaries for the new Whiteley Church of England parish (but not Cornerstone school catchment), I am aware of local feelings on such matters.</p> <p>I hope all this is useful to your deliberations and would be happy to discuss further if you wish, using my contact details herewith.</p> <p>Kind regards,</p>
4	<p><b>Subject - FAO Glenn Parkinson - Hook with Warsash CoE School catchment area consultation</b></p> <p>Dear Glenn,</p> <p>As the Chair of Governors at Hook with Warsash CoE school, I am writing to you in that capacity regarding the proposed school catchment area changes.</p> <p>Following a detailed review of the proposals, I welcome the changes and have no doubt this will have a hugely positive impact on our school and the wider community. I recognise the need for additional housing in the local area and, based on the location of these new properties, geographically it makes sense that these would fall into our school's catchment area. I would</p>

	<p>suggest, however, that the boundary line is somewhat convoluted and may benefit from simplification. For example, using Brook lane as a definitive marker would prevent the creation of a catchment island. This would be clearer for all to understand, particularly those looking to move into the area and, perhaps more importantly, reduce the likelihood of children living in houses with adjoining gardens attending different schools.</p> <p>I would also like to highlight the current intake at our school and how this is on a downward trend. Without the exceptional work of the Head Teacher, staff and governing body to promote the school in recent years this would be an even greater concern. That said, without increasing intake sustainably, there is likely to be a greater bearing long term, potentially reducing classes and the knock on impact that would have.</p> <p>I would also note the wider community across all schools involved and the relationships between us. Although we believe the catchment proposal is appropriate, we understand that other schools may feel differently. It is something we are happy to work on to ensure any transitions or individuals directly impacted are supported and all children and their families have access to the education they want.</p> <p>Kind regards</p>
5	<p><b>Subject – Consultation on School Catchment area changes for Sarisbury Infant School</b></p>
	<p><b>Re: Consultation on School Catchment Area Changes for Sarisbury Infant School</b></p> <p>Dear Mr Parkinson,</p> <p>Having reviewed the consultation dated 11<sup>th</sup> October 2021, it has been agreed that I would write to you on behalf of the Governing Body of Sarisbury Infant School.</p> <p>There are areas of concern based upon the map &amp; contents of the letter. Firstly, the map does not show an up-to-date representation of the local area. Specifically, I noted that the large housing estate directly above the proposed catchment area is missing, along with the associated roadways. Despite acknowledging that the area missing doesn't form part of the proposed change, it seems the information provided is not accurate &amp; we are uninformed to make a judgement.</p> <p>Secondly, with continued property prices increasing in the Warsash &amp; Locksheath areas, it would not be unreasonable to assume that any new developments within the proposed area will prove most popular to younger families. Given that the average house price in Warsash over the last year is approx. £390k, &amp; the same period for Locksheath being £371k, one does have to show concern over the long-term stability for the school's intake given the less likely regeneration of families within the revised catchment area.</p> <p>As is, the existing catchment &amp; development would provide fresh housing stock, attractive to new families. Without this, the short- &amp; long-term sustainability of school catchment numbers are in question.</p> <p>Perhaps it would be appropriate, given the significance, for you to provide some further information to support the change. We would welcome further discussion &amp; would invite a member of the Strategic Planning Office to attend our next full Governors meeting on 22<sup>nd</sup> November 2022.</p> <p>Yours sincerely,</p>
6	<p><b>Subject - School Catchment Changes - Sarisbury Infant School / Sarisbury Church of England Junior School</b></p>
	<p>I write in my position as the Treasurer of the Parish of St Mary's Hook-with-Warsash which covers the affected area.</p>



I am in favour of the proposed change to the above catchment area shaded in blue by moving it away from Sarisbury Infant & Junior Schools.

It would seem to me that two further amendments would be sensible to be considered. They are the removal of the remaining houses on Brook Lane, south of Brook Avenue and a line could be drawn from the NE corner of the blue shading in the proposed area in a North Easterly direction to the current nearest point in Priory Park. This would remove the area of Priory Park which is further away from the Sarisbury Schools than the proposed area for movement.

This would result in more equitably divided catchment areas in our Church Parish.

Best wishes,

### **Catchment Change: North Whiteley Development**

Whiteley Primary School, Cornerstone CE VA Primary School, Botley CE Primary School, Sarisbury Infant School, Sarisbury CE Junior School, Henry Cort Community College, Brookfield Community School and Wildern School

#### **Proposal (Primary):**

To redraw the catchment boundary so that Whiteley Primary School serves the original housing in Whiteley and Cornerstone CE Primary School serves the newer North Whiteley development which is currently in the catchment area for Sarisbury Infant and Junior and Botley CE Primary School. This arrangement is proposed until the second new primary school is built in the northern end of the development. When this new primary school is opened, the catchment areas between Cornerstone CE Primary School and the new proposed primary school would be redrawn again and there would be further consultation.

- Cornerstone CE Primary School are running their own consultation as they are their own admission authority.

To include transitional arrangements in the admission policies for Sarisbury Infant School, Sarisbury CE Junior School and Botley CE Primary School to mitigate the impact of the catchment change for families currently living in the affected area with children already in these schools.

#### **Proposal (Secondary)**

To redraw the boundaries so that the whole of the new development falls within the catchment area for Henry Cort Community College, thus removing it from Brookfield Community School's catchment area.

- Wildern Academy Trust, as the admission authority for Wildern School are running their own consultation to remove the part of the development that currently falls within their catchment area.

To include transitional arrangements in the admission policies for Sarisbury Infant School, Sarisbury CE Junior School and Botley CE Primary School to mitigate the impact of the catchment change for families currently living in the affected area with children already in these schools.

*The consultation period opened on Friday 8 October 2021 closing on Friday 5 November 2021. The proposed catchment change was included in the statutory consultation that ran from Monday 15 November to Friday 31 December 2021.*

**The following responses were received:**

<p><b>1)</b></p>	<p><b>Subject: 2023 Consultation on Catchments</b></p> <p>Martin,</p> <p>I fully support the proposed changes to primary school catchments in Whiteley. It would have been a great help to us if it had come into affect from sept 2022.</p> <p>Our situation is that I have a year 5 in Whiteley Primary and a preschooler due to start school in sept 2022. After a house move, I'm no longer in catchment for Whiteley, which I accept. I have a joint custody arrangement with my year 5's father and would not be permitted to move her school. I'm therefore stuck (stuck is the wrong word, whiteley is an amazing school, I just mean I can't move her, even if i wanted to) with a child in Whiteley Primary school and a Preschooler who's catchment is Sarisbury Green, even though I can almost see Cornerstone from my front door. Sarisbury green is around a 20 min drive each way. School start and finish times would mean that one of the children would be very late for school every day, which is also unacceptable. Whiteley Primary would obvisouly be my preference, but I accept that I chose to move house. I didnt for one moment think that a school, that I can pretty much see from my front door, wouldn't be in my catchment area. One in Cornerstone and one is Whiteley is doable, just about on the timings front.</p> <p>Whilst this consultation doesn't help me for this year it makes much more sense now that the location of the school has moved.</p>
<p><b>2)</b></p>	<p><b>Subject: North Whiteley Catchment School Proposals</b></p> <p>Hi Martin,</p> <p>Thank you for your letter dated 08/10/2021 regarding school catchment areas for North Whiteley. Me and my children live in North Whiteley and my eldest daughter currently attends Swanmore College with the school bus picking up on Botley Road on the entrance to Curbridge Meadows part of North Whiteley. The proposal for school catchments hasn't included Swanmore College, even though this is closer to North Whiteley than Henry Cort. Swanmore College 5.5 miles from North Whiteley and Henry Cort 6.9 miles from North Whiteley.</p> <p>Can you explain why Swanmore isn't a candidate for the catchment school please, as I hope to send my youngest to Swanmore in 2023? I don't understand the why Henry Cort would be prioritised when it's such a considerably longer distance away from our home than Swanmore and the school bus stop is closer than Henry Cort's bus?</p> <p>There are currently 2 full double decker buses picking up Swanmore college children from Lidl through Yew tree drive and Botley road, with more and more catching the bus from Curbridge Meadows (North Whiteley), with more and more using the bus/attending Swanmore as people move into the new development. This is comparable if not more than the amount going to Henry Cort from Whiteley.</p> <p>We are closer to Botley road than we are to Whitley. Can this please be considered for the children who will be required to travel up to the Henry Cort bus stop to get to school</p>

on time from north whiteley, considering they already have to catch the bus to Swanmore at 7:30 onwards which is closer than Henry Cort?

Kind regards

Thank you for your email regarding the proposed catchment change.

Cornerstone Primary School and Whiteley Primary School are linked schools to Henry Cort School in Fareham, hence the proposal to align the catchment area with Henry Cort School.

I am assuming that you chose to send your daughter to Swanmore College as a preference. As I understand it the bus that takes your daughter to Swanmore is a commercial service through Portsmouth City Coaches commercial service for which there is a charge. Had your daughter attended Henry Cort School the bus service would be provided by Hampshire County Council as a free service for the pupils.

You will still be able to apply for a place at Swanmore College for your younger daughter as part of the application process and if there is a place available then your daughter will be offered a place.

Longer term it is proposed to provide a secondary school in Whiteley that will be large enough to accommodate all Whiteley (and North Whiteley) pupils wanting a place although this is still some time away.

I will ensure that your comments form part of the report on the outcome of this consultation and thank you for taking the time to reply.

Kind regards,

Martin Shefferd

Hi Martin,

Thank you for your reply.

In answer, no it wasn't for preference it was because it was decided by HCC school admissions and school transport Swanmore College was catchment, as it was agreed the distance to Swanmore was less than that to Henry Cort and at the time there was no safe footpath for my daughter to access Henry Cort school bus from North Whiteley nor were any catchment schools decided for North Whiteley. This was over a year ago now when there were only a handful living here. As a result, I get the school bus funded, as do all the other children who attend Swanmore from North Whiteley.

I understand your argument re: Cornerstone and Whiteley primary but Cornerstone has now moved onto North Whiteley and therefore the distance has changed to Henry Cort, considerably.

Plus, that decision seems too late for a large number of children now going to Swanmore and getting the school bus funded. I hope this won't affect those children in future school bus funding. I think it would be worth you looking into just how many children

	<p>attend Swanmore from North Whiteley now (the school bus to Swanmore is 2 double deckers worth), as I fear there maybe an assumption not many children live here yet or any investigation into where these children living here currently attend?</p> <p>You be asking the children in North Whiteley to travel quite a distance not only to the Henry Cort bus stop but also to school overall when Swanmore bus stop is so much closer and Swanmore College much closer to North Whiteley. Otherwise the poor children having to travel to Henry Cort will be leaving home just after 7am to get there on time, which seems absolutely ridiculous.</p> <p>Also FYI Brookfield does not have a school bus from any location.</p> <p>It may be called North Whiteley but it's location is more Curbridge.</p> <p>Kind regards</p> <p>Dear</p> <p>I have checked with the Home to School Transport service. From reviewing an email chain from March this year it is clear that your daughter was eligible for transport assistance from HCC because she is attending Swanmore, as the nearest available school place when you moved to your current home. At the time Brookfield School, the catchment school, was full in her year group.</p> <p>She continues to be, and will continue to be, eligible for assistance. At the moment her service is provided by the Council paying for a season ticket on the commercial service going to Swanmore. From memory the service was re-routed slightly to collect North Whiteley resident Swanmore pupils. That is the preferred method for assisting your daughter to get to and from Swanmore but if that service were to change she would continue to be supported by the local authority. Her eligibility for transport will not be affected by the proposed change to catchment areas. Eligibility would only be reassessed if you moved address or there is a change in the school attended.</p> <p>I hope this answers your question.</p>
3)	<p><b>Subject: North Whiteley School Boundary Changes</b></p> <p>Dear Martin</p> <p>I am writing to you following our conversation today regarding the proposed secondary school catchment changes in North Whitley. From Brookfield Community School to Henry Cort Community College.</p> <p>I totally understand the proposed changed for the primary and secondary schools and it does make sense. However this is my problem.</p> <p>My daughter who is currently in year 5 at St Johns School (Titchfield Common) would like to go to Brookfield with her friends in the year Sept 2023 (the year of the proposed changes). We moved from Titchfield Common into a new build in North Whiteley in June 2021. I specifically checked before the move that Chloe would still be in the catchment of Brookfield (which she currently is - prior to any changes). Hence you can see my disappointment that she potentially and likely will no longer be in catchment. Appreciate</p>

	<p>there is Henry Court and Swanmore College which are also good schools, it is just Chloe would wish to be with her friends.</p> <p>I have spoken with Mrs Merriman (Head of St Johns). I appreciate we can still put our 1st choice as Brookfield and potentially Chloe may get her 1st choice (out of catchment) dependent on the school year numbers of application etc. However I feel this is unlikely, as places for children out of catchment would most likely be given to those who live the nearest to Brookfield i.e. children in Whiteley who are closer and would take precedence over children in North Whiteley as it is further away.</p> <p>I am asking if you can add in the proposed catchment changes that you could mitigate for perhaps children who have moved into North Whiteley when in catchment of Brookfield and hence they would remain in catchment regardless of the 2023 changes. I do understand and appreciate where do you draw the line though as my daughter is in year 5 there may be other families in other younger years in a similar situation.</p> <p>Can you please consider my problem and discuss with the administration's group if there is anything that can be done? Is there any way we can still be in considered in catchment of Brookfield for September 2023? We moved in June 2021 to North Whiteley with the understanding that our postcode PO15 7PW was in catchment of Brookfield.</p>
4)	<p><b>Subject: North Whiteley School Catchment</b></p> <p>I received your letter regarding the consultation about school catchment areas for North Whiteley.</p> <p>I would not be at all happy sending my child to secondary school in Fareham - it's too far away, twice as far away as the other schools, such as Brookfield or Wildern. In fact, if those schools weren't available I sooner my daughter go to Swanmore than Henry Cort - again, easier to get to.</p> <p>I wouldn't have moved to North Whiteley if I knew there was a chance my daughter had to go to school in Fareham. I won't be sending my daughter there.</p>
5)	<p><b>Subject: Proposal of catchment of North Whiteley</b></p> <p>Dear Martin Shefferd, I have received a letter about the change of catchment of secondary school for the North Whiteley development. I would like you to consider that this proposal was not given to the public when we were making decisions about purchasing the property in this development. I selected where I live because there were many options for secondary schools and I did a lot of research into this before I purchased my property, however there was no mention of a change of catchment in any of the planning documents.</p> <p>From my location Henry Court is the furthest school at 6.2 miles away, whereas Swanmore School is 6 miles away, Deer Park school is just 3.5 miles away and Brookfield is 3.2 miles away. I fail to understand why a school that is so far away from where I live can be my daughters catchment school when there are 3 schools closer. I do not live on that side of Whiteley to make a Fareham school a sensible option. I would like this point to be put forward in your consultation. Many thanks</p>

<p><b>6)</b></p>	<p><b>Subject: Re: Consultation on school catchment area changes: Whiteley Primary, Cornerstone CoE Primary, Botley CoE Primary, Sarisbury Infant and Sarisbury CoE Junior; Henry Cort Community College, Brookfield Community School and Wildern School</b></p> <p>Good morning Martin.</p> <p>I am emailing following a FGB meeting at Cornerstone CE Primary on Thursday 7 October.</p> <p>At this meeting the GB voted to consult on changes to Cornerstone's Admission policy for 2023-2024 which would identify the Catchment Area as the 'Ecclesiastical Parish' of Hope Church Whiteley (which was finalised in February 2021).</p> <p>The view of the Governing Body is that by this change which would include all of original Whiteley and the new North Whiteley development, it would give all parents within Whiteley the choice to put a C of E school as their first choice within catchment if they wished to do so.</p> <p>I am aware obviously of previous conversations we have had with Lesley Pennington and Joe Cooil, and the consultation which you have emailed out (below). I wanted to advise you of this other consultation at the earliest possible time.</p> <p>Kind regards</p>
<p><b>7)</b></p>	<p><b>Subject: Consultation on school catchment area changes: Whiteley Primary, Cornerstone CoE Primary, Botley CoE Primary, Sarisbury Infant and Sarisbury CoE Junior; Henry Cort Community College, Brookfield Community School and Wildern School</b></p> <p>Good Morning,</p> <p>Going back to the early days of the establishment of Cornerstone the intention was the Cornerstone as a VA CofE School would have a catchment area that covered all of the existing Whiteley development and would add the North Whiteley development area once this was in existence. From the start we knew that this would mean that part of our catchment area would be shared with Whiteley Primary School from the start and we would also share a catchment area with the additional Primary School that is planned for North Whiteley.</p> <p>Unfortunately at the start Whiteley Church wasn't an ecclesiastical parish in it's own right, however the intention was that when this happened the catchment area for Cornerstone School would become the same as the the area covered by the new ecclesiastical parish of Whiteley. This was legally established by the Church of England earlier this year and therefore it is now appropriate that the plans and agreements that were made early on should be enacted.</p> <p>The Western boundary of the new Whiteley parish were drawn up so that any houses that could be accessed directly from the Botley Road would remain in the ecclesiastical parish of St Paul's Sarisbury Green and would not be included in the new Whiteley parish.</p>

	<p>Having looked at the boundary map of the ecclesiastical parish of Whiteley and the proposed catchment area changes from Hampshire County Council these do not coincide and if both go through there will be houses left without a catchment area. I have attached a screen grab of the area that this applies to, this is taken from the Church of England's mapping system.</p> <p>It would also be prudent for Hampshire to double check the other boundaries of the new ecclesiastical parish to ensure these coincide with other school catchment areas.</p> <p>I hope that makes sense!</p> <p>All the best,</p>
<b>8)</b>	<p><b>Subject: North Whiteley school catchment proposal feedback/question</b></p> <p>Just to add to my previous point, Henry Cort School would be twice as far away from us as Brookfield in terms of travel.</p> <p>Best wishes,</p> <p>Dear Mr Shefford,</p> <p>Thank-you for your letter dated 8 October regarding the consultation on school catchment areas for Whiteley North.</p> <p>Would dispensation/ consideration be given to those who have just moved to Whiteley North who already have children at school in Locks Heath Juniors and are soon to go to secondary school?</p> <p>She is due to go to secondary school in a few years and we would like her to go to Brookfield in order to be with her peers and make that switch to higher education a smooth transition.</p> <p>Best wishes,</p>
<b>9)</b>	<p><b>Subject: Secondary school catchment consultation</b></p> <p>Dear Martin,</p> <p>The full Henry Cort Governing Board met on the 20th October 2021 to review the planned changes to catchment areas in the Whiteley/Park Gate areas as per the consultation.</p> <p>The Board discussed the matter at length and is broadly in support of the changes. We note the benefit of aligning and simplifying catchment areas to local schools and the opportunity this will bring to work even closer to our feeder schools.</p> <p>We are aware of the proposed new secondary schools potentially in Whiteley and Wellborne that may or may not be built to support the potential increase of secondary aged pupil as the number of residential homes increase.</p>



	<p>We would like to understand what IMPACT the addition of the potential 2 new schools will have on the long-term vision for Henry Cort College. Henry Cort College is currently operating efficiently at pan numbers and the Governing Board is keen to ensure that any planned growth in numbers are managed.</p> <p>Many thanks</p>
--	----------------------------------------------------------------------------------------------------------------------------------------------------------------------------------------------------------------------------------------------------------------------------------------------------------------------------------------

**Catchment Change: Boorley Gardens, Woodhouse Lane and One Horton Heath development**

Botley CE Primary School, Berrywood Primary School, Fair Oak Infant School, Fair Oak Junior School and St James' CE Primary School.

**Proposal (Boorley Gardens):**

To redraw the boundaries to remove the new housing development at Boorley Park from the catchment areas of Botley CE Primary School and Fair Oak Infant and Junior Schools and include it in the catchment area for Boorley Park Primary School

- Wildern Academy Trust, as the admission authority for Boorley Park Primary School will run their own consultation to extend their catchment to include the new development.

To include transitional arrangements in the admission policy for Botley CE Primary School, Fair Oak Infant School and Fair Oak Junior School to mitigate the impact of the catchment change for families currently living in the affected area with children already in these schools.

**Proposal (Woodhouse Lane):**

To redraw the boundaries to remove the development from Botley CE Primary School and place it in the catchment area for Berrywood Primary School.

To include the following transitional arrangement in the admission policy for Botley CE Primary School to mitigate the impact of the catchment change for families currently living in the affected area with children already in this school.

**Proposal (One Horton Heath)**

To redraw the boundaries to remove the new housing development from the catchment areas of the Fair Oak Schools and move it into the catchment area for Saint James' CE Primary School. A new Primary school is planned to meet the demand from the development and therefore we anticipate a future consultation to take account of the new provision.

To include transitional arrangements in the admission policy for Fair Oak Infant School and Fair Oak Junior School to mitigate the impact of the catchment change for families currently living in the affected area with children already in these schools.

*The consultation period opened on Friday 8 October 2021 closing on Friday 5 November 2021. The proposed catchment change was included in the statutory consultation that ran from Monday 15 November to Friday 31 December 2021.*

## The following responses were received:

1)	<p><b>Subject: Botley catchment</b></p> <p>Hi,</p> <p>It's really difficult to understand the attached. There is no key and you couldn't make it less clear if you were trying.</p> <p>When publishing things like this, please try and think of the end user and making things understandable.</p> <p>Publishing things like this just lead to more questions. Also, I would like to see an accessible version please for people who are data illiterate or find data presented in this way hard to follow.</p> <p>Thanks,</p> <p>Thank you for taking the time to contact us. Your comments are valued and have been recorded for consideration in relation to future catchment change consultations.</p> <p>Regarding the proposed changes to the Southern Parishes catchment areas, please find attached maps of each catchment area showing the proposed changes in more detail. Also attached is a copy of the letter sent to key consultees that describes the proposed catchment changes giving the rationale for the changes along with the transitional arrangements for children living within the affected catchment areas.</p> <p>Please let me know if you require more information.</p>
2)	<p><b>Subject: Consultation on School Catchment Area Changes for Botley Primary, Berrywood Primary, Fair Oak Infant &amp; Junior School and Saint James' Primary School</b></p> <p>I have been asked this question: 'How will this affect children currently at Fair Oak Infants applying to Fair Oak Juniors when the boundaries change? Are the schools considered linked?'</p> <p>Can you supply an answer, please?</p>
3)	<p><b>Subject: Saint James CE Primary - Catchment Change Consultation</b></p> <p>Michelle,</p> <p>Thank you for your positive response to the proposal to increase the catchment area for Saint James CE Primary school from 2023. I am most grateful to you and your governors for your support in making the change so that families who occupy the first houses on the One Horton Heath development are able to so in the knowledge there is a school in reasonable proximity.</p> <p>The Local authority is committed to supporting the school if there is a need for additional accommodation as a result of in catchment demand for school places and additional funding in line with the Growing Schools Policy. We have no plans to increase your PAN</p>

beyond 90 as the change in catchment arrangements for the new development would be a relatively short term arrangement.

I am currently in discussion with the developer ahead of finalising the education provision in the s106 which includes seeking an obligation on the developer to provide appropriate transport to school for children who arrive on the development prior to the new primary school opening and are eligible. I hope that goes some way to addressing your concerns regarding increased traffic outside the school during drop off and pick up times.

Please let me know if you wish to discuss these matters further.

*All of the above consultations were conducted by letter, email and added to the corporate list of active consultations:  
(<https://www.hants.gov.uk/aboutthecouncil/haveyoursay/consultations>).*

## HAMPSHIRE COUNTY COUNCIL

### Decision Report

<b>Decision Maker:</b>	Executive Lead Member for Children's Services
<b>Date:</b>	28 February 2022
<b>Title:</b>	Enlargement of Mark Way School
<b>Report From:</b>	Director of Children's Services

**Contact name:** Bernadette Dawes, Inclusion Commissioning Manager

**Tel:** 07523 937841

**Email:** [bernadette.dawes@hants.gov.uk](mailto:bernadette.dawes@hants.gov.uk)

#### Purpose of this Report

1. The purpose of this report is to provide feedback on the statutory public notice period in relation to the proposed expansion of Mark Way School, Andover and to obtain final approval for this project to proceed.
2. **Recommendations**
3. To make a prescribed alteration to Mark Way School, Batchelors Barn Road, Andover SP10 1HR, (category of school: Special) to expand from 82 places to 102 places, with effect from 1 September 2023.
4. That approval be given to the following proposal: published by Hampshire County Council under Section 19 (1) of the Education and Inspections Act 2006: to make a prescribed alteration to the Mark Way School.
5. **Executive Summary**
6. Hampshire County Council has a statutory duty to provide school places for all children including those who have special educational needs and/or a disability. The County Council is committed to further developing successful provision to meet this demand within the Special Education Needs and Disability (SEND) sector.
7. The proposed additional SEND provision outlined within this report will help manage some of the school place pressures generated by the increase in the number of Education, Health and Care Plans (EHCPs) maintained by the Local Authority. Since 2015-16 the number of pupils in Hampshire with EHCPs has

increased from 5,558 to 12,456 in November 2021 (an increase of 124%) with approximately 33% of pupils with an EHCP in a specialist placement. This has resulted in a corresponding pressure for places in special schools and resourced provision. The County Council is committed to further developing successful provision or creating new provision where possible to meet demand for places.

8. The lack of sufficient provision within Hampshire Schools has resulted in increased placements within the independent and non-maintained sector (INMSS). The proposals contained within this report aim to build on the good quality Hampshire school provision and meet the needs of children and young people within their settings. This will reduce the Local Authority's dependence upon independent and non-maintained provision (INMSS) and will aim to keep pupils as close to their home community as possible.

## 9. **Contextual information**

### The Mark Way School, Andover

10. The Mark Way School is designated for children aged 11-16 with Moderate Learning Difficulties (MLD) and/or Autistic Spectrum Disorder (ASC). The enlargement will allow the school to increase its capacity by up to 20 additional places. The works will substantially improve the existing internal environment and provide two new classrooms to enable additional children to attend the school and improve the overall learning environment for all pupils. The proposal is to enlarge the school with effect from 1 September 2023.
11. The current capacity of The Mark Way School is 82 places. The enlarged accommodation will be provided with effect from 1 September 2023. From that date the school will have capacity for 102 pupils. The current admission number for the school is 82 and this will increase to 102 on the implementation of this proposal.
12. The capital cost of this project is £2.2m and was included in the Children's Services Capital Programme report approved by Executive Lead Member for Children's Services on 7 July 2021 and 14 January 2022. This funding provides for two new classrooms and two new group rooms along with significant internal refurbishment to accommodate the increased pupil numbers.
13. **Finance**
14. Creating additional specialist places in Hampshire schools has both revenue and capital finance implications. Revenue funding is provided through the Dedicated Schools Grant, with funding coming from the High Needs Block.

15. From a revenue perspective, it is more cost effective to increase in-house provision, rather than place children in expensive independent provision as shown in the following table:

16. **Table 1 – cost comparison**

Type of provision	Average revenue cost per place
Special school	£15,200
Independent and non-maintained special school place	£61,700

17. Funding from the High Needs Block is calculated by the government using a national funding formula, which includes population and proxy factors of need based on children living in Hampshire and a basic entitlement factor.

18. The annual revenue cost of the proposed additional places has been calculated based on the average funding rates for the schools that are expanding:

19. **Table 2 -Additional annual revenue cost**

Name of school	Number of new places being created	Average cost per place	Estimated Revenue Cost
Mark Way School	20	£13,200	£264,000

20. The total revenue cost of £264,000 for the in-house places compares to an estimated £1.23m for the same number of places in independent and non-maintained special schools using the average cost of an SEN only funded day placement. This equates to approximately £970,000 of cost avoidance on the High Needs Block.

21. There could be some additional revenue costs required to support the setting up of new provisions and to ensure viability as the provisions build up to capacity. This is dependent on if the SEN Service expect to fill the provision straight away.

22. Estimated capital costs for the proposed projects are outlined below:

<b>Name of school</b>	<b>Project</b>	<b>Number of new places being created</b>	<b>Estimated Capital Cost</b>
Mark Way School	Internal works and two new classrooms	20	£2,180,000
<b>Total</b>		20	£2,180,000

23. **Performance Impact – none**

24. **Consultations and Equalities**

25. The Statutory Public Notice period for Mark Way School took place between 19 November and 17 December 2021. A copy of the Mark Way Public Notice is attached at Appendix 1.

26. The Notice was displayed at the school, circulated to stakeholders, and published in the Hampshire Independent and on Hampshire County Council’s public notice portal:

27. Public notices | Hampshire County Council ([hants.gov.uk](https://hants.gov.uk))

28. Consultation Responses Received – Mark Way School

29. One, supportive response was received during the Public Notice period about the proposed expansion of Mark Way School.

30. **Climate Change and Impact Assessment**

31. Hampshire County Council utilises two decision-making tools to assess the carbon emissions and resilience impacts of its projects and decisions. These tools provide a clear, robust, and transparent way of assessing how projects, policies and initiatives contribute towards the County Council’s climate change targets of being carbon neutral and resilient to the impacts of a 2°C temperature rise by 2050. This process ensures that climate change considerations are built into everything the Authority does.

32. The carbon mitigation tool and the climate change adaption tool were not applicable because this is a strategic report. The Climate Change Impact Assessment will be undertaken in conjunction with colleagues in Culture, Community and Business Services as individual projects are developed and brought to future Decision Days

33. **Conclusions**



34. In considering all the responses received, the County Council believes that the enlargement of Mark Way School, as detailed above, is necessary to meet the County Council's statutory duty for children with SEND.

35. Approval is sought to agree and progress the expansion of Mark Way School.



### **MARK WAY SCHOOL, ANDOVER – ENLARGEMENT**

1. Notice is hereby given, in accordance with Section 19(1) of the Education and Inspections Act 2006, that Hampshire County Council intends to make a prescribed alteration to **MARK WAY SCHOOL**, Batchelors Barn Road, Andover SP10 1HR (category of school – Special) with effect from 1 September 2023.
2. The Mark Way School is designated for children aged 11-16 with Moderate Learning Difficulties (MLD) or Severe Learning Difficulties (SLD). The enlargement will allow the school to increase the capacity by up to 20 additional places. Internal works will provide changes to the infrastructure and two new classrooms to enable more children to attend the school and improve the overall learning environment for all pupils. The proposal is to enlarge the school with effect from **1 September 2023**.
3. The current capacity of Mark Way School is for 82 places. The enlarged accommodation will be provided with effect from 1 September 2023. From that date the school will have a total capacity for 102 pupils. The current admission number for the school is 82 and this will increase to 102 on the implementation of this proposal.
4. The capital cost of this project is £1.604m and was included in the Children's Services Capital Programme report approved by Executive Lead Member for Children's Services on 7 July 2021. This funding provides for two new classrooms and two new group rooms along with extensive internal refurbishment to accommodate the increased pupil numbers.
5. This Notice is an extract from the complete proposal. Copies of the complete proposal may be obtained from Claire Campling, Assistant SEN Service Manager, Children's Services Department, EII Court North, Winchester, Hampshire SO23 8UG; e-mail: [strategicplanningunit@hants.gov.uk](mailto:strategicplanningunit@hants.gov.uk)
6. Within four weeks from the date of publication of these proposals, any person may object or make comments on the proposal by sending them to Claire Campling, Assistant SEN Service Manager, Children's Services Department, EII Court North, Winchester, Hampshire SO23 8UG; by phone on: 03707 795312 or e-mail: [strategicplanningunit@hants.gov.uk](mailto:strategicplanningunit@hants.gov.uk)

Dated 19 November 2021

Carolyn Williamson  
Chief Executive

## HAMPSHIRE COUNTY COUNCIL

### Decision Report

<b>Decision Maker:</b>	Executive Lead Member for Children's Services
<b>Date:</b>	28 February 2022
<b>Title:</b>	The Mark Way School – Project Proposals
<b>Report From:</b>	Director of Culture, Communities and Business Services

**Contact names:** Bob Wallbridge and Colin Jackson

**Tel:** 0370 7994084  
0370 7796580

**Email:** bob.wallbridge@hants.gov.uk  
colin.jackson@hants.gov.uk

### Purpose of this Report

1. The purpose of this report is to seek spend approval to the project proposals at The Mark Way School to construct a two-classroom extension, together with internal alterations and improvements to external access and play areas.

### Recommendations

2. That the Executive Lead Member for Children Services, grants spend approval to the project proposals for The Mark Way School at the total cost of £2,180,000.

### Executive Summary

3. The Mark Way School currently provides education for up to 82 children aged between 11 and 16 years old with Moderate Learning Difficulties, Autistic Spectrum Condition and moderate hearing and or visual impairment.
4. The project comprises a single storey extension to create two new classrooms with ancillary supporting spaces, together with some internal alterations and refurbishment to enable the school to provide education for a further 20 children. The existing drop off and pick up arrangements at the front entrance will be reconfigured to improve pedestrian safety. Landscaping works will also provide a small sensory courtyard and improvements to external areas for the pupils.
5. The project is included in the Children's Services Capital Programme, approved at the Executive Lead Member for Children's Services Decision Day on 14<sup>th</sup> January 2022 with a budget of £2,180,000.

6. A planning application was submitted in January 2022 and a decision is expected in April 2022.

## Background

7. The Mark Way School is an existing specialist provision in Andover providing education for children aged between 11 and 16 years old. There are currently 82 pupils on roll with Moderate Learning Difficulties and Autistic Spectrum Condition.
8. To meet the need for places in the local area for pupils with special educational needs, these proposals will enable the capacity of the school to increase by 20 pupil places, providing increased accommodation and improvements to the access, existing facilities and grounds.
9. The existing school was built in 1987 in masonry construction with concrete block and brick elevations with pitched roofs. A science laboratory was added in 2002 and a garage extension in 2005.

## Finance

10. Capital Expenditure:

The Capital Expenditure has already been approved in principle; the following table outline the breakdown of its distribution across the project.

Capital Expenditure	Current Estimate	Capital Programme	
		£'000	£'000
Buildings	1,871	1,871	1,871
Fees	309	309	309
<b>Total</b>	<b>2,180</b>	<b>2,180</b>	<b>2,180</b>

11. Sources of Funding

Financial Provision for Total Scheme	Buildings	Fees	Total Cost
	£'000	£'000	£'000
1. From Own Resources			
a) Capital Programme (as above)	1,871	309	2,180
<b>Total</b>	<b>1,871</b>	<b>309</b>	<b>2,180</b>

- i. *Building Cost:*

Nett Cost metric is not applicable as extensions are minor in area.

Gross Cost = £4,670/m<sup>2</sup>

The gross cost per m2 is relatively high as the extension is minor in nature and has a range of complex internal refurbishment.

Cost Per Pupil Place = £90,500

ii. *Furniture & Equipment:*

Included in the above funding figures is an allocation of £55,000 for the provision of all loose furniture, fittings, equipment and I.T. (inclusive of fees).

iii. *School Balances:*

The school has the following level of balances:

*Published revenue balance as at 31 March 2021: £118,698.27*

*Devolved capital as at 31 March 2021: £7,974.06*

Revenue Issues:

iv. *Overview of Revenue Implications:*

	(a) Employees £'000	(b) Other £'000	(a + b) Net Current Expenditure £'000	(c) Capital Charges £'000	(a + b + c) Total Net Expenditure £'000
Revenue Implications Additional + / Reductions	-	-	-	120	120

**Details of Site and Existing Infrastructure**

12. The Mark Way School is located off Batchelors Barn Road, Andover on a site of approximately 1.1 hectares, set within a residential area. The site is bounded to the north by residential properties and to the south and east by the grounds of Winton Community Academy. Opposite to the west is the cricket field of Andover Cricket Club. The boundaries comprise mature and semi-mature trees and shrubs.

13. The school was built in 1987, comprising an L-shaped plan enclosing a landscaped courtyard to the east together with the two minor extensions built in 2003 and 2005. The main building is single-storey, with mono-pitched metal roofs and concrete blockwork elevations to the main blocks. To the front of the school there are two smaller blocks with brick elevations and tiled pitched roofs. Hard play areas are located to the north of the school building, together with a multi-use games area and a playing field.

14. Although the site lies within an area of known archaeological interest, ground investigations have confirmed that the ground and sub-soil was disturbed

during the original school build and no further archaeological investigation is therefore required.

15. The vehicular entrance from Batchelors Barn Road is a wide, shared surface tarmac area with painted line markings delineating zones for pedestrians and vehicles. The access is used for pupil drop-off and pick-up, together with access to the staff car park and service areas.
16. Although the electrical service to the site is expected to require upgrading, other existing services have been assessed as sufficient to accommodate the project proposals.

### **Scope of the Project**

17. The project comprises a single storey extension, internal alterations and refurbishment and improvements to the main vehicular entrance and landscaped areas for pupils.

### **The Proposed building works**

18. The proposed extension will comprise:

- Art room
- Music and drama room
- Small group room
- Emotional literacy support assistant's room (ELSA)
- Two storerooms

The proposed alterations and refurbished areas will comprise:

- Staffroom
- Headteachers room
- Staff toilets (3no)
- Pupil toilets (4no)
- Accessible WC (1no)
- Library and circulation space
- First aid room

19. The proposed extension is to be built in brick faced masonry construction with a mono-pitch profiled metal roof and metal windows to complement the form and materials of the existing buildings.

### **External Works**

20. The proposed external works include:

- Reconfiguring the main site entrance to improve pedestrian and vehicle segregation and safety, including new kerbed pavements, reorganised parking bays and cycle shelter and new site gates for both vehicles and pedestrians.
- A new sensory courtyard garden, formed between the new extension and the existing building.
- New landscaped external play and learning areas for pupils, including raised planters, seating and an area for drama activities.

21. There is sufficient car parking capacity on site to meet the requirements of the proposed scheme in accordance with Hampshire County Council On-Site School Parking standards.

### **Planning**

22. A planning application was submitted in January 2022 and a decision is expected in April 2022.

### **Construction Management**

23. The school site will remain in use during the construction period and local management arrangements will be put in place to manage the health and safety impact for all school users. The contractor will access the school site via Batchelors Barn Road. Contractor access and working areas will be segregated from the school users.

24. No deliveries or movements of vehicles will take place at the start or end of the school day, in order to avoid traffic conflict when pupils are arriving at or departing from the school.

25. The works will be procured through the Hampshire Construction Framework and are anticipated to commence on site during Spring 2022 with the new building completing in Summer 2023.

### **Building Management**

26. The existing building management arrangements will remain in place.

### **Professional Resources**

27. Architectural –	Culture, Communities & Business Services
Landscape –	Culture, Communities & Business Services
Mechanical & Electrical-	Culture, Communities & Business Services
Structural Engineering -	Culture, Communities & Business Services
Quantity Surveying -	Culture, Communities & Business Services
Principal Designer -	Culture, Communities & Business Services

## **Consultation and Equalities**

28. The following have been consulted during the development of this project and feedback can be seen in overview in Appendix A:
29.
  - Headteacher
  - School Governors
  - Children's Services
  - Executive Lead Member for Children's Services
  - Local County Councillor
  - Local Residents
  - Fire Officer
  - Access Officer
  - HCC Regulatory Planning & Transport Teams
30. A Principle of Enlargement consultation was undertaken by Children's Services Department in September and October 2021, with a public notice published in November 2021. No objections were received.

## **Risk & Impact Issues**

### **Fire Risk Assessment**

31. With respect to fire safety and property protection, the proposals have been risk assessed in line with the agreed Property Services procedures and confirmed that the provision of sprinklers is not required in this instance.
32. The proposals will meet the requirements of the Building Regulations (BB100 Fire Safety in Schools), including enhancements beyond minimum provision, and are consistent with current fire safety legislation, the partnership arrangement with Hampshire Fire and Rescue Services, and are in line with the County Council's policy to manage corporate risk.

### **Health and Safety**

33. Design risk assessments, pre-construction health & safety information and a Health & Safety File will be produced and initiated in accordance with the Construction Design and Management Regulations for the proposed scheme.

### **Climate Change**

34. Hampshire County Council utilises two decision-making tools to assess the carbon emissions and resilience of its projects and decisions. These tools provide a way of assessing how projects, policies and initiatives contribute



towards the County Council's climate change targets of being carbon neutral and resilient to the impacts of a global average 2°C temperature rise by 2050. This process ensures that climate change considerations are built into everything the Authority does.

35. The Climate Change Adaption tool was used to assess vulnerability. The project has a Climate Change Vulnerability and Impact score of 36. Along with the existing building, this extension will also be highly vulnerable to the future extreme heat, rain and wind events that will occur with the climate consequences of a global average 2°C temperature rise by 2050. Such events could cause significant disruption to the use of the school, like many schools and buildings across the estate.
36. The project will incorporate the following features to reduce energy consumption and help to mitigate the impact of climate change:
  - A highly insulated building envelope for the extension including high performance windows, doors, and roof lights
  - Provision of good levels of day lighting to all teaching areas to reduce the need for artificial lighting and energy use
  - Natural ventilation to main spaces with night-time cooling strategy
  - Solar controlled glass will be installed to south facing windows to assist in the control of solar gain
  - Strategic placement of extended roof canopies above large glazing areas to avoid summertime overheating
  - Energy efficient lighting and heating controls
  - The use of timber from sustainable sources
  - A site waste management plan will be developed to ensure that during construction the principles of minimising waste are maintained
37. The Carbon Mitigation tool was used to provide an estimate of the carbon impact of the construction of the project, which is approximately 125 tonnes CO<sub>2</sub>.

**REQUIRED CORPORATE AND LEGAL INFORMATION:**

**Links to the Strategic Plan**

<b>Hampshire maintains strong and sustainable economic growth and prosperity:</b>	No
<b>People in Hampshire live safe, healthy and independent lives:</b>	Yes
<b>People in Hampshire enjoy a rich and diverse environment:</b>	No
<b>People in Hampshire enjoy being part of strong, inclusive communities:</b>	Yes

**Section 100 D - Local Government Act 1972 - background documents**

The following documents discuss facts or matters on which this report, or an important part of it, is based and have been relied upon to a material extent in the preparation of this report. (NB: the list excludes published works and any documents which disclose exempt or confidential information as defined in the Act.)

Document

Location

None

**FEEDBACK FROM CONSULTEES:****OTHER EXECUTIVE MEMBERS:**

<b>Executive Member &amp; Portfolio</b>	<b>Reason for Consultation</b>	<b>Date Consulted</b>	<b>Response:</b>
Councillor Roz Chadd, Executive Lead Member for Children's Services	Portfolio Holder		

**OTHER FORMAL CONSULTEES:**

<b>Member/ Councillor</b>	<b>Reason for Consultation</b>	<b>Date Consulted</b>	<b>Response:</b>
Councillor Kirsty North	Local Member for Andover North		

## EQUALITIES IMPACT ASSESSMENT:



Hampshire  
County Council

### Equality Impact Assessment

#### What is an Equality Impact Assessment (EIA) and why does the County Council do them?

The [Public Sector Equality Duty](#) (PSED) is an obligation within the [Equality Act 2010](#) ("the Act"), which asks public authorities, like Hampshire County Council, to give 'due regard' to equality considerations, in particular to:

- Eliminate unlawful discrimination, harassment and victimisation and other conduct prohibited by the Act.
- Advance equality of opportunity between people who share a protected characteristic and those who do not.
- Foster good relations between people who share a protected characteristic and those who do not.

This includes assessing the impact of policies and practices on individuals and communities with a protected characteristic, as defined in the Act and some other specific groups. The County Council uses EIAs to ensure it has paid 'due regard' to equalities considerations when there are changes to a service or policy, a new project or certain decisions.

EIA author	Position & Department	Contact
Martin Shefferd	Strategic Development Officer Children's Services	martin.shefferd@hants.gov.uk Tel:

Title:	Expansion of Mark Way School, Andover
Related EIAs:	None

EIA for Savings Programme:	No
Service affected	Mark Way School, Andover.
Description of the service/policy/project/project phase	The Mark Way School is an outstanding-rated provision in Andover and provides education for children aged between 11 and 16 years old. There are currently 82 pupils on roll with Moderate Learning Difficulties and Autistic Spectrum Condition and possible moderate hearing and or visual impairment.
New/changed service/policy/project	Due to the increasing need of places in the local area, this proposed 2 classroom expansion of the school with some internal refurbishment will enable an additional 20 pupils will be able to attend the school on completion of the works and seek to address shortcomings in the existing accommodation and grounds. The project comprises of a new two class single storey extension with ancillary supporting spaces. Proposed Internal alterations will address some of the existing building condition issues and provide appropriate staff and WC facilities. Externally the exiting on-site drop off and pick up facility will be re organised to improve pedestrian safety to this area. External landscape works will provide a secure sheltered play area.

Engagement
<p>The following have been consulted during the development of this project: Headteacher, School Governors, Children's Services, Executive Lead Member for Children's Services, Local County Councillor, Local Residents, Fire Officer, Access Officer, HCC Regulatory Planning &amp; Transport Teams.</p> <p>The Children's Services Principle of Enlargement non-statutory consultation on the expansion of Mark Way School was undertaken from 10th September to 8th October 2021. A letter with details of the proposal was sent to the following stakeholders and feedback was invited by email and letter and meetings with officers offered if requested: Parents of children attending the schools, Headteachers, school staff and Governing Body of the schools, Headteachers and Chairs of Governors of neighbouring schools, Borough, district, and parish Councils – Local Councillors, Trade union representatives, Local Dioceses, Local MPs, HCC Elected Members, Residents of the immediate areas and other relevant community stakeholders. A statutory public notices published on 19 November for 4 weeks. One positive comment has been received about the proposed expansion of Mark Way School. This was from Cllr. Kirsty North, a County Councillor who wrote in support of the proposed provision. No objections were received.</p>

Equalities considerations - Impact Assessment

Age

Impact on public	Neutral
Impact on staff	Neutral
Rationale	There will be a neutral impact for both public and staff in relation to this characteristic.
Mitigation	

Disability

Impact on public	Positive
Impact on staff	Positive
Rationale	The proposals will provide improved facilities for both teachers of, and children with, autistic spectrum disorder, aged between 11 and 16 years. This development will also allow more pupils to attend schools in their respective local communities' and alongside their peer groups. The proposed works at Mark Way school comprises of the construction of a new single storey extension which accommodates 2 new specialist teaching classrooms.
Mitigation	

Gender Reassignment

Impact on public	Neutral
Impact on staff	Neutral
Rationale	There will be a neutral impact for both public and staff in relation to this characteristic.
Mitigation	

### Pregnancy and Maternity

Impact on public	Neutral
Impact on staff	Neutral
Rationale	There will be a neutral impact for both public and staff in relation to this characteristic.
Mitigation	

### Race

Impact on public	Neutral
Impact on staff	Neutral
Rationale	There will be a neutral impact for both public and staff in relation to this characteristic.

Mitigation

### Religion or Belief

Impact on public	Neutral
Impact on staff	Neutral
Rationale	There will be a neutral impact for both public and staff in relation to this characteristic.
Mitigation	

### Sex

Impact on public	Neutral
Impact on staff	Neutral
Rationale	There will be a neutral impact for both public and staff in relation to this characteristic.
Mitigation	

### Sexual Orientation

Impact on public	Neutral
Impact on staff	Neutral
Rationale	



	There will be a neutral impact for both public and staff in relation to this characteristic.
Mitigation	

### Marriage and Civil Partnership

Impact on public	Neutral
Impact on staff	Neutral
Rationale	There will be a neutral impact for both public and staff in relation to this characteristic.
Mitigation	

### Poverty

Impact on public	Neutral
Impact on staff	Neutral
Rationale	There will be a neutral impact for both public and staff in relation to this characteristic.
Mitigation	

### Rurality

Impact on public	Neutral

Impact on staff	Neutral
Rationale	There will be a neutral impact for both public and staff in relation to this characteristic.
Mitigation	

Geographical Impact: New Forest, Test Valley, Winchester

## Equality Statement

Additional information:

None

Overview Statement:

Assessment to show that due regard has been given and that there is no requirement for a full EIA:

EIA reference number: 00171

Date of production of EIA for publication: 13/01/2022

# Mark Way School - 2 Classroom Expansion

20 pupil place expansion and facilities upgrade

Secondary SEND School - Ages 11-16

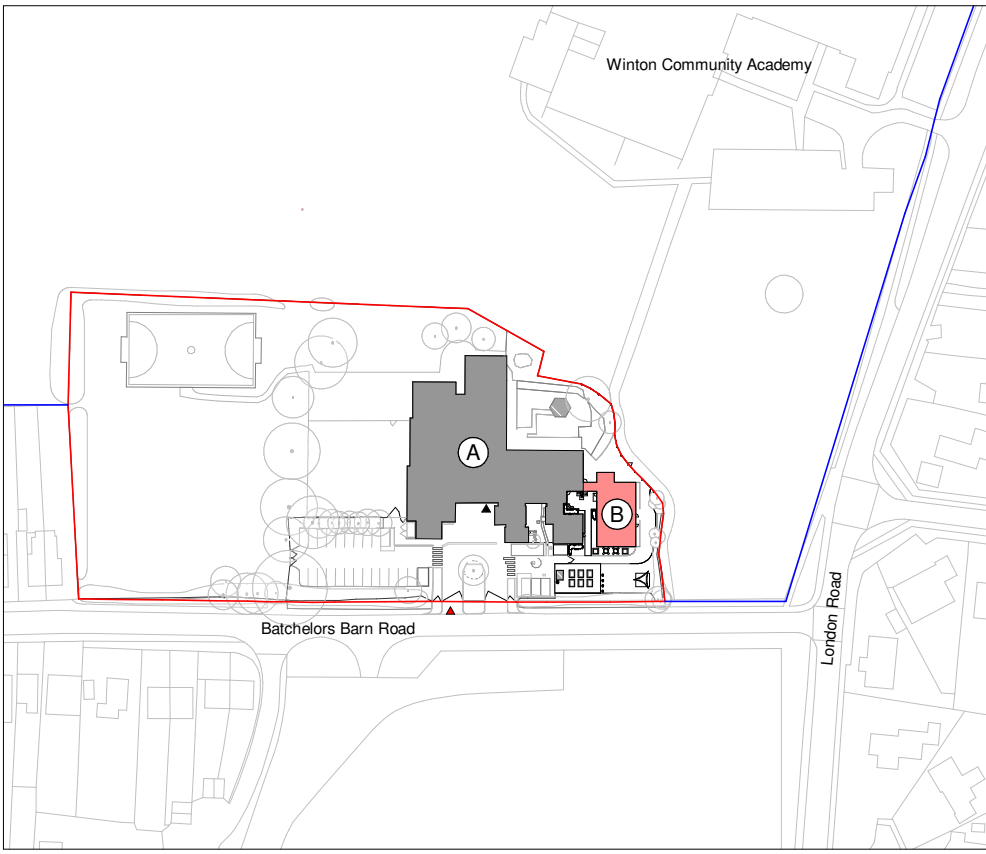
## Project Appraisal

### Key

- A Existing Building
- B Proposed New Build
- 1 Staff Car Park
- 2 Mini bus parking
- 3 Main Entrance / Reception
- 4 Proposed Sensory Courtyard
- 5 Proposed landscape / external play area
- 6 Proposed external drama space
- 7 Proposed horticulture area
- 8 Proposed bin store
- 9 Proposed main entrance landscape works to improve pedestrian safety

- Teaching - New Build
- Teaching - Refurb.
- Non-Teaching - New Build
- Non-Teaching - Refurb.
- Circulation
- Pedestrian Access
- Vehicular Access
- Site Boundary
- Other land owned by the applicant

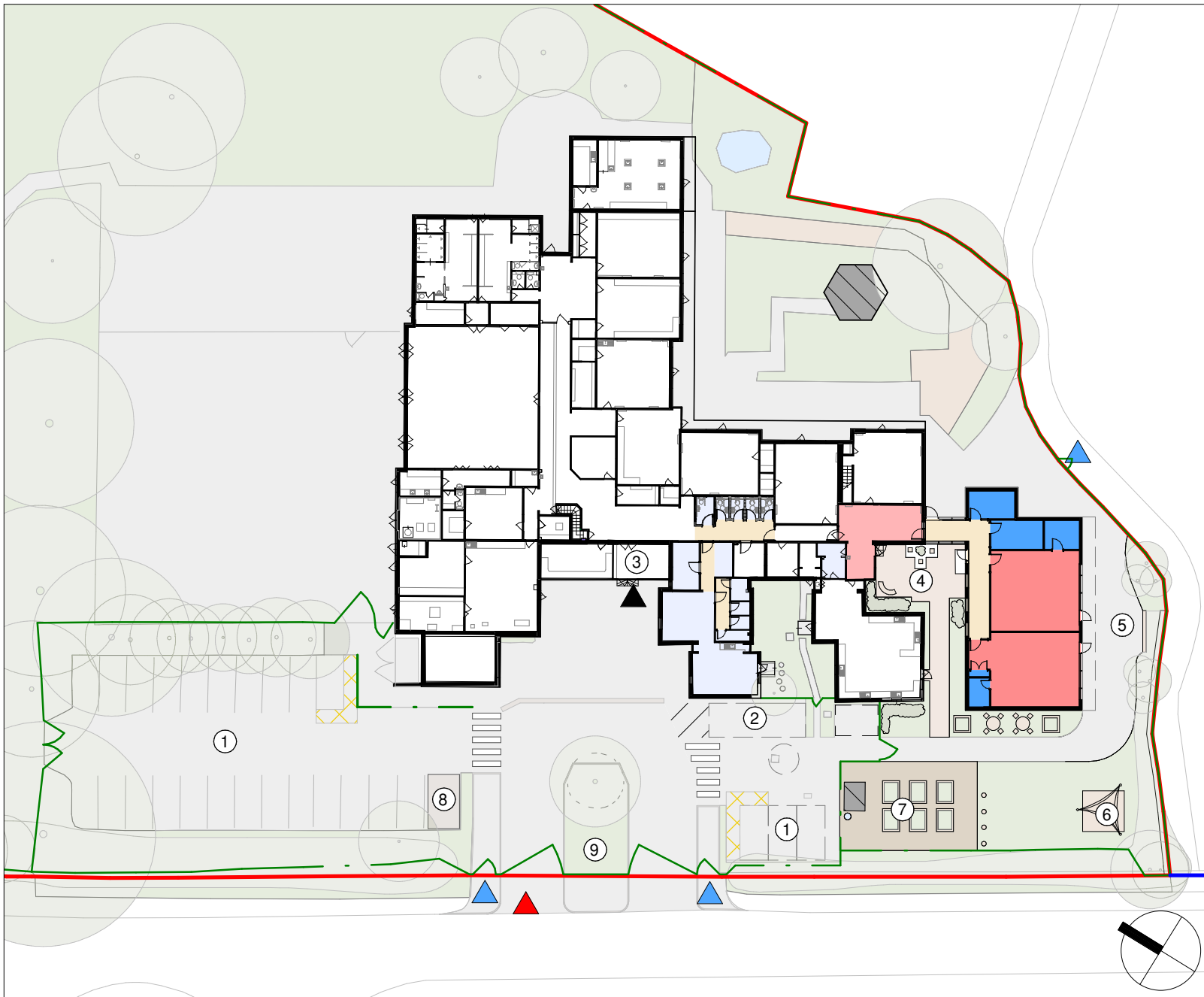
NTS @ A3  
P12939-HCC-ZZ-ZZ-DR-A-EME  
November 2021



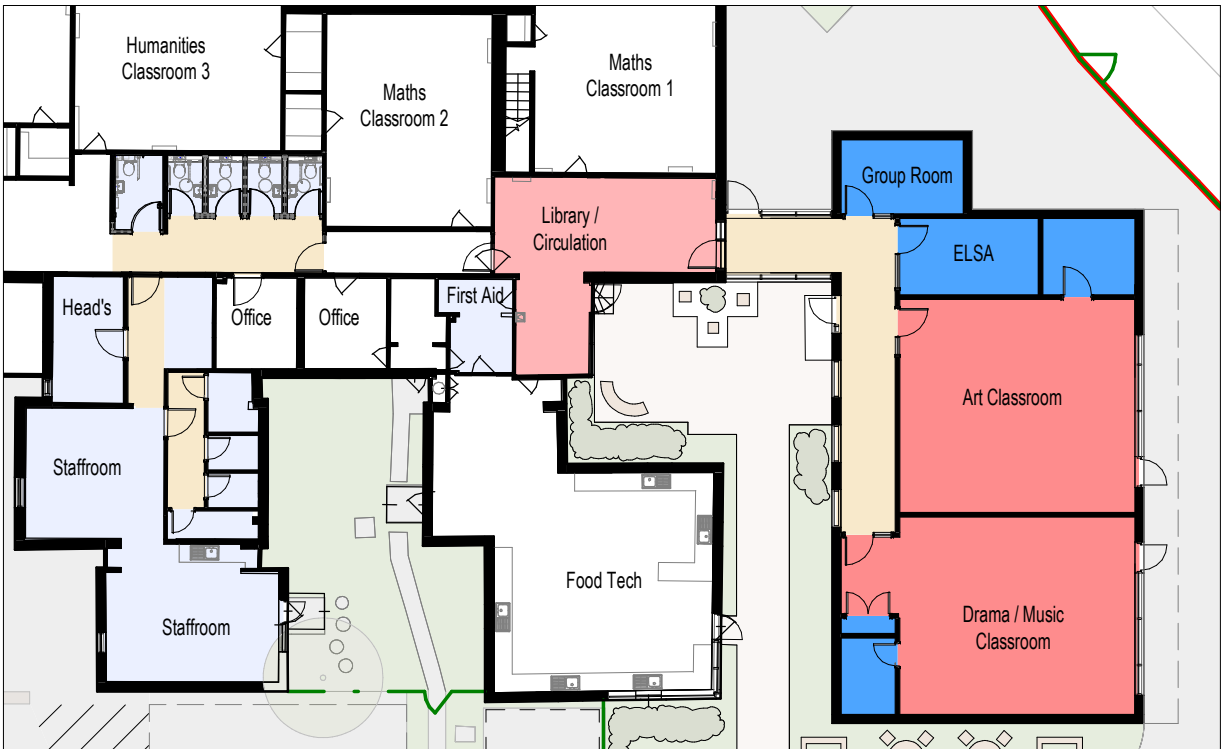
Location Plan, Scale 1:2000



3D View of Proposals



Proposed Site Plan, Scale 1:500



Proposed Ground Floor Plan, Scale 1:250



Proposed South-East Elevation, Scale 1:200

This page is intentionally left blank